

- 2024 -

# ANNUAL REPORT



FOOTBALL  
**SOUTH  
AUSTRALIA**



## FOOTBALL SOUTH AUSTRALIA

ServiceFM Stadium  
Matildas Drive (Corner Briens Road)  
Gepps Cross SA 5094

**Postal Address:**

PO Box 87, Pooraka SA 5095

**Phone:** 08 8340 3088

**Email:** [info@footballsouthaustralia.com.au](mailto:info@footballsouthaustralia.com.au)

**Web:** [www.footballsouthaustralia.com.au](http://www.footballsouthaustralia.com.au)

 [facebook.com/FootballSouthAustralia](https://facebook.com/FootballSouthAustralia)

 [instagram.com/footballsouthau](https://instagram.com/footballsouthau)

 [x.com/FootballSouthAu](https://x.com/FootballSouthAu)

 [youtube.com/user/FFSANPL](https://youtube.com/user/FFSANPL)

 [tiktok.com/@footballsouthau](https://tiktok.com/@footballsouthau)

## THANK YOU

TO

- FOOTBALL SOUTH -  
AUSTRALIA'S  
hard working volunteer  
photographers whose  
work features prominently  
throughout this report





## - CONTENTS -

**4**

Vision and  
Purpose

**6**

Football South  
Australia Team

**8**

President's  
Report

**12**

CEO's  
Report

**18**

Competitions

**44**

Coaching &  
Development

**60**

Events

**70**

Financial  
Statements

**78**

Statistical  
Information

**93**

Corporate  
Partners

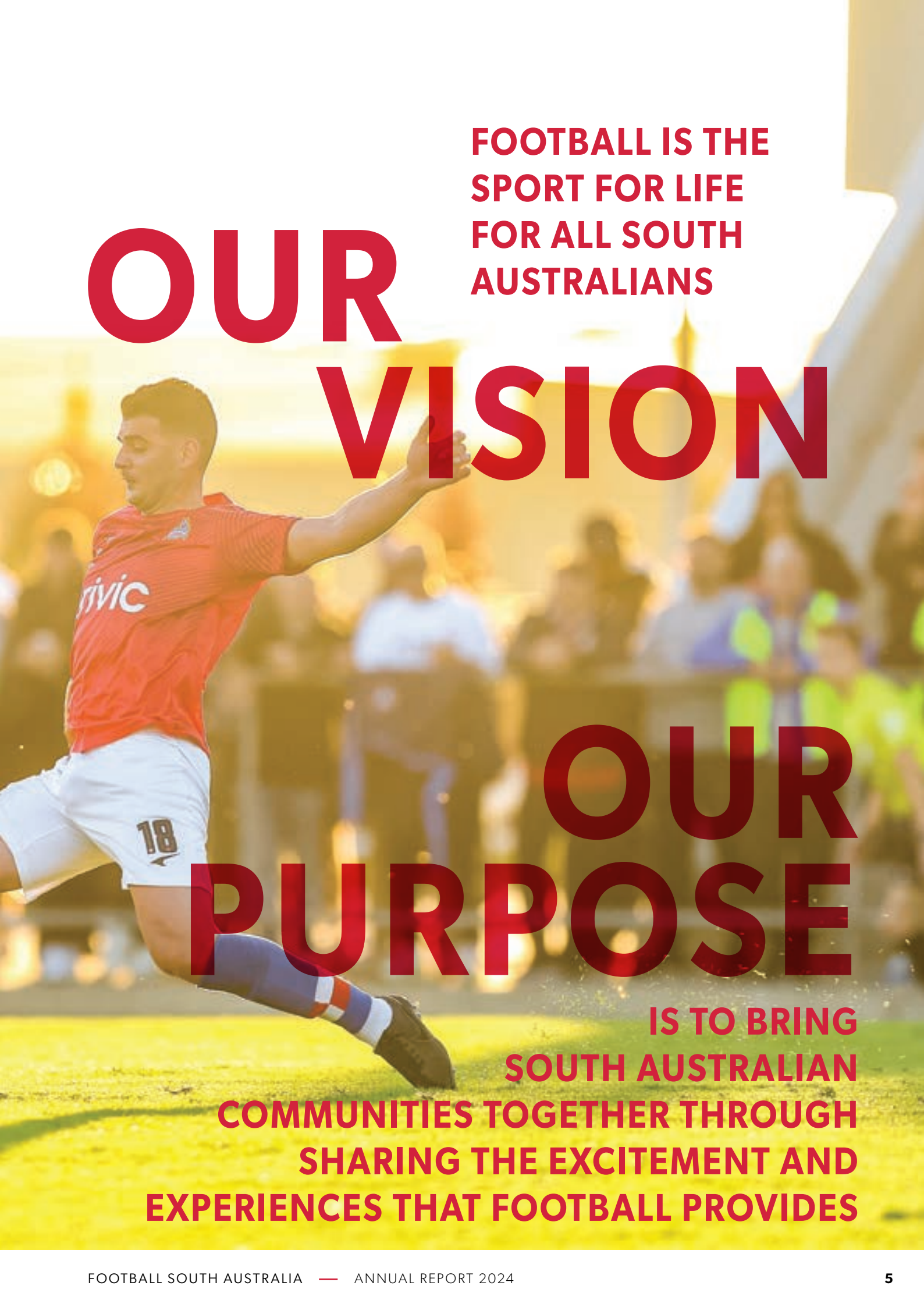




FOOTBALL  
**SOUTH  
AUSTRALIA**







**FOOTBALL IS THE  
SPORT FOR LIFE  
FOR ALL SOUTH  
AUSTRALIANS**

# **OUR VISION**


# **OUR PURPOSE**

**IS TO BRING  
SOUTH AUSTRALIAN  
COMMUNITIES TOGETHER THROUGH  
SHARING THE EXCITEMENT AND  
EXPERIENCES THAT FOOTBALL PROVIDES**

## BOARD OF DIRECTORS



*President*  
Dr Jane Rathjen



*Vice President*  
Symoane Mercurio



*Director*  
Anna Agostino



*Director*  
Estelle Bowman



*Director*  
Paul Centofanti



*Director*  
Paul Martin



*Director*  
Nick Runjajic



*Director*  
Martin Small



*Director*  
Sacha Wainwright



*Director | Retired May 2024*  
Joe Franco



*Director | Retired May 2024*  
Tony Taormina



*Chief Executive Officer*  
Michael Carter



## STAFF MEMBERS

*CEO Executive Assistant / Office & Events Manager*  
Elvira Liaptsis

---

*General Manager Finance*  
Paul Vanis

*Finance Officer*  
Daniella Marrone

*Finance & Administration Officer*  
Danielle Castello

---

*General Manager Commercial Operations*  
Mark Easton

*Social Media and Content Creator*  
Isabella Barila

*Media and Digital Officer*  
Jayden Betterman

---

*Venue Manager*  
Charlie Bowman

*Venues Duty Manager*  
Kyron Smith

*Office and Venue Administration*  
Ashlee Cameron

---

*General Manager Football Operations*  
George Georganas

*Senior Football Manager*  
Daniel Scorsonelli

*Junior Football Manager*  
Marie Spagnoletti

*Community / Affiliated Football and  
Members Services Manager*  
Tracey Dycer

*Competition Administration Officer*  
Darryl Simon

*Competition Administration Officer*  
Maddison Porter

*Competition Administration Officer*  
Sara Ventura

---

*General Manager Referee Education /  
Training and Compliance*  
Michelle Smith

*Referee Operations Coordinator*  
Bonni King

*Administration Assistant*  
Luca Castello

---

*Technical Director*  
Michael Cooper

*Assistant Technical Director*  
Jack Dover

*Player Development Lead (Girls)*  
Cristiano Dos Santos Rodrigues

*Player Development Lead (Boys)*  
Richie Alagich

*Game Development Manager*  
Jake Brindley

*Participation Officer*  
Owen Gallas

*Regional Development Officer - Limestone Coast*  
Nathan Koopman

*Regional Development Officer – Eyre Peninsula*  
Luke Marinkovich

---

*Regional Development Officer - Limestone Coast*  
Christian Fleetwood\*

*Venue Coordinator*  
Greg Fisher\*

*Head of WWC Adelaide & Legacy*  
Kimberley Conte\*

*Competition Administration Officer*  
Austin Galli\*

*Administration Assistant for Media & Marketing*  
Seb O'Neill\*

\*Staff member no longer with FSA 2024





# PRESIDENT'S REPORT

PREPARED BY

- DR JANE RATHJEN -

Football remains Australia's leading sport for participation among boys and girls, reflecting its popularity worldwide.

The strength of football stems from the dedication and passion of those who contribute across all facets of the sport. The invaluable contributions of volunteers who manage operations at club and association levels, ensure our sport's current success while creating the foundation for football's ongoing growth.

Football participants range from MiniRoos through our junior players in recreational leagues to those juniors and seniors in competitive amateur and professional competitions. Across South Australia, we've proven that football is an inclusive, accessible sport for all, that is supported by a variety of initiatives and events that drive development from grassroots to elite levels.

Football South Australia had worked toward and was rewarded with a large uplift in player numbers after the Women's World Cup in 2023. Throughout 2024, Football South Australia had a strong focus on supporting our clubs to provide homes for these players through expanding and enhancing facilities and running quality competitions. Later in the year we launched strategies for strengthening pathways for players, coaches, referees, and administrators with the aim of allowing people to stay close to the game throughout their lives. We remain committed to creating a welcoming environment for all—families, players, spectators, volunteers and supporters alike—as we work towards sustained growth for football in the State.

State and local government have been a steadfast advocate for football, providing vital funding and resources to meet the growth in South Australia. By continuing to work together, we can make impactful investments that allow everyone to participate across the region.

I extend my heartfelt thanks to my fellow Board members for their commitment to sound governance, as well as to our CEO, Michael Carter, the leader of our team of dedicated staff, who continues to advocate for our game in this state while performing at the highest levels. To the Football SA team and valued partners, your commitment and support are essential to achieving positive outcomes for the football community and are crucial to the success of our sport throughout South Australia.

As we look ahead to the coming year, let us continue working together to elevate and promote our sport, celebrating everyone who contributes to making football the sport for life in South Australia. From players and coaches to referees, volunteers, and supporters, each person plays an important role in the game's success. By fostering collaboration and community spirit, we can ensure that football remains a sport that unites and inspires across all abilities and generations.







# 2024 SA SUMMARY



TOTAL PARTICIPATION

## 126,934

11%

GROWTH  
ON 2023

### WOMEN & GIRLS PARTICIPATION

## 8,435

INCLUDES OUTDOOR,  
REGISTERED FUTSAL & SOCIAL

### LEAGUES

TOTAL PARTICIPATION

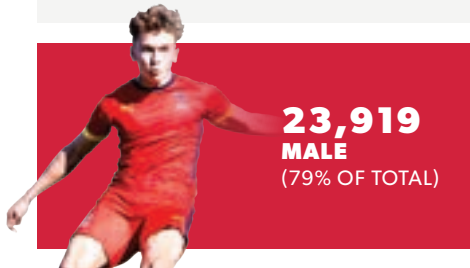
## 57,263

INCLUDES SCHOOLS, COMMUNITY EVENTS &amp; PROMOTIONAL EXPERIENCES

### OUTDOOR AFFILIATED FOOTBALL

## 30,087 PARTICIPANTS

## 308 CLUBS



## 23,919

MALE

(79% OF TOTAL)



## 6,156

FEMALE

(20% OF TOTAL)



coles  
**MINIROOS**

## 9,880 PARTICIPANTS

MALE  
7,960FEMALE  
1,917

## YOUTH 9,447 PARTICIPANTS

MALE  
7,112FEMALE  
2,332

## SENIOR 10,760 PARTICIPANTS

MALE  
8,847FEMALE  
1,907

## 4,109

REGISTERED COACHES

79% MALE  
21% FEMALE

## 435

REGISTERED REFEREES

87% MALE  
13% FEMALE

## 1,543

VOLUNTEERS

57% MALE  
43% FEMALE

### SPECIFIC DIVERSITY AND INCLUSION PROGRAMS PARTICIPANTS

## 1,906

Includes programs specifically for Cultural and Linguistically Diverse  
Communities, Aboriginal and Torres Strait Islander & All Ability participants

### OTHER FORMATS

FUTSAL

## 871

PARTICIPANTS



MALE

FEMALE

SOCIAL

## 11,338

PARTICIPANTS



MALE

FEMALE

SCHOOLS TOTAL

## 28,311

PARTICIPANTS

Includes Football Australia Sporting Schools, school competitions  
and school participation programs

### COMMUNITY EVENTS & PROMOTIONAL EXPERIENCES

## 48,334

PARTICIPANTS

\*Total numbers include male, female and gender unspecified. Some percentages may not total 100% due to undisclosed gender participant data submitted at the point of registration.





# CEO REPORT

PREPARED BY

- MICHAEL CARTER -

Season 2024 has been one of growth, celebration, and strong partnerships that have propelled the sport forward in our state. As we reflect on the year, we also look ahead with great anticipation for the future of football in South Australia.

The 2024 season has seen unparalleled growth in South Australian football. Clubs across the state welcomed over 4,000 new players, contributing to approximately 250 new teams. This includes 1,300 new female players, a direct result of the inspiring success of the 2023 Women's World Cup. This surge in participation is a testament to the growing appeal of the sport and our collective efforts to foster inclusivity and opportunity for all.

Our corporate partnerships remain a cornerstone of Football South Australia's success. The commitment of quality brands continues to enhance the standing of football within South Australia. This year, we were excited to announce a new partnership with Nova Entertainment, which will see Football South Australia's visibility expand across mainstream media channels such as NOVA and 5AA. This partnership includes significant rewards for the winners of the APEX Steel Women's National Premier League and RAA National Premier League, providing advertising packages to promote clubs and recognise their corporate partners.

Congratulations to all competing teams across all competitions in South Australia and the standout achievements in our local football community.

Congratulations to the following clubs for their impressive achievements:

- **West Adelaide** for an incredible season, securing both the WPL Premiership and Cup.
- **Salisbury Inter** for achieving back to back Grand Final victories.
- **Campbelltown City** for winning their first title since 2020 with the Federation Cup and being crowned Champions for 2024.
- **MetroStars** for an exceptional season, culminating in the 2024 Premiership.
- **Playford City** for winning the State League 1 Grand Final and earning promotion to the RAA NPL.
- **WT Birkalla** for gaining promotion to the RAA NPL.
- **Cove** for winning the State League 2 Grand Final and securing promotion to State League 1.
- **Pontian Eagles** for gaining promotion to State League 1.
- **Campbelltown City Women's** for earning promotion to the WNPL in 2025

These accomplishments showcase the continued competitiveness and growth of football across all levels in the state.

Looking to 2025, we are introducing the Youth Club Championship (YCC), which will see a points system introduced across combined age groups from U13 to U16 for both boys and girls. This competition will introduce a finals series for the first time and aims to align club resources and youth development outcomes. The YCC will be a key part of our efforts to further enhance youth football in the state.

Moreover, in a move to further solidify our reputation in Football development, full-time development programs at the National Training Centre (NTC) for boys and girls will be offered free of charge starting in 2025. This initiative, supported by Football Australia, will continue to strengthen our development pathway for young players. Our collective commitment to these programs has proven to be an astute investment in the future of football in South Australia.

In addition to player development, Football SA is committed to supporting the growth of coaching talent in our state. To that end, the Board has approved the establishment of a \$50,000 Coach Education Fund, with \$40,000 earmarked for subsidising the costs of coaching courses. This fund will empower clubs to invest in the education of their coaches and ensure the highest standards of coaching across the state.

As part of this initiative, Football SA will partner with Adelaide United FC to provide five South Australian coaches with the opportunity to travel to the PSV Academy in Eindhoven, Netherlands. This unique educational experience will offer coaches an unparalleled opportunity to learn from some of the world's best academy coaches.

Football SA is excited to introduce the North/South Conference for State League 2 in 2025, expanding the competition to a 12 team structure in future years. This conference system will not only provide aspiring clubs with the opportunity to enter the semi professional ranks but also add an exciting new layer of competition. The promotional playoff series at the conclusion of the home and away season will add a great deal of interest as clubs strive to entre higher level competitions in the state. In line with this expansion, Football SA will increase prizemoney by a



combined amount of \$50,000 to create the highest pool of prize money in the country.

I am also thrilled to announce a new partnership with Variety – the Children's Charity. This collaboration will see funds raised at Football SA events, including those held at ServiceFM Stadium, go toward supporting children and families in need. These funds will provide scholarships to assist with club registration fees, uniforms, and representative team costs. We encourage everyone to contribute and help support the future of football in South Australia.

The 2024 season has been a landmark year for Football SA, marked by growth, new partnerships, and exciting developments across all levels of the game. Our ongoing investment in facilities, youth development, and coaching programs ensures that South Australia is well placed to continually offer the highest level programs for the betterment of Football. I would like to express my heartfelt thanks to the Board of Directors and the extremely hard working team at Football SA. I would also like to thank the clubs, associations and volunteers whose contribution and commitment is outstanding. Volunteering is often a behind the scenes effort that goes unrecognized, but we truly appreciate the extra time and energy you invest. Your contribution plays a crucial role in shaping the success and vibrancy of football today.

As highlighted throughout my report, the past twelve months has been a positive and exciting period for football in South Australia. I would like to commend our match officials for their unwavering dedication and commitment to the game. Your efforts have played a vital role in driving the success of football across our state.



As we look toward 2025, we remain committed to delivering the resources and opportunities needed to ensure football continues to thrive in our state and Football SA thanks you for your continued support.





# MEDIA UPDATE



**245.2K Impressions**



**12,798 Subscribers**



**175%**



**932.5K Facebook Reach**



**500.5K Website visits**



**300.1K Instagram Reach**



**91%**



**25.6K Likes**





# STREAM DATA

TOTAL BROADCASTS	386
SEASON VIEWS	875.8K <span>↑43.8%</span>
CURRENT WATCH TIME	151.9K (HOURS)

**AVERAGE PER GAME** 2.27K VIEWS ↑325.8%

---

TOTAL GAMES WITH COMMENTARY 140

% OF RAA NPL SA & WNPLSA  
GAMES WITH COMMENTARY. **59.6%** ↑28.6%

---

## MOST VIEWED REGULAR SEASON RAA NPLSA MATCH

**6,983**  V  RD3 | THU 7 MARCH | 7:30PM

## MOST VIEWED REGULAR SEASON WNPLSA MATCH

**2,698**  V  RD1 | FRI 15 MARCH | 6:15PM

## MOST VIEWED REGULAR SEASON STATE LEAGUE ONE MATCH

**5,624**  V  RD3 | TUE MARCH 19 | 8:15PM



# COMPETITION OVERVIEW

PREPARED BY

- GEORGE GEORGANAS -

Significant work was undertaken in 2024 to review our junior and senior competitions ensuring it continues to provide the best playing opportunities and development for players and has resulted in a revised youth football model and expansion of the Senior Men's competitions from 2025.

## YOUTH COMPETITION

At the end of 2023 at a Club President's meeting, a transformative new junior competition was presented to Clubs on what Football SA believes is the best development model for youth football. This model was unanimously supported by Club Presidents.

The new Youth Club Championship (YCC) model, set to launch in 2025, is the result of an extensive two-year review led by the Competitions and Technical Departments. The initiative, which received strong support from clubs when initially proposed in November 2023, aims to maintain South Australia's leading position in player development.

Key features of the Youth Club Championship include:

- Consolidated match venues, with teams from the same club playing at one location.
- A Club Championship table that combines match results with player development metrics.
- Bonus points for clubs meeting coaching license criteria and utilising player development tracking systems.
- Point deductions for disciplinary issues, supporting Football SA's Respect Campaign for match officials.

This is a step in the right direction for football here in SA and Football SA looks forward to working with the clubs involved to create many positive youth development environments for the next generations of players, coaches, and officials.



The new structure also offers numerous benefits for clubs:

- Enhanced oversight from Club Technical Directors
- Improved match day culture with a “sports day carnival” atmosphere
- Potential for increased revenue through food and beverage sales
- A finals series at the season’s conclusion
- Better fixture scheduling, leading to improved match official coverage and mentoring opportunities

The revised youth model also compliments the expansion of our Senior Men’s Competitions, and it is anticipated that Clubs not currently participating in our Senior structure, will be excited to apply to be able to provide a full development pathway for its youth players to the semi-professional competitions.

### SENIOR MEN’S

Football South Australia was excited to announce the opportunity for clubs to submit an expression of interest (EOI) for inclusion into the Senior Men’s Competition structure for the 2025 Season. This was the first opportunity of its kind since 2016 and is a response to the growing landscape of Football’s participation and growth.

The EOI process presented an opportunity for clubs to access the semi-professional Senior Men’s Competition structure to facilitate an alignment of pathway opportunities for junior players of accepted Clubs.

Following the announcement of the expression of interest period, a thorough analysis of each Club was conducted with the following provided a letter of invitation to participate in the State League 2 competition from 2025:

- Adelaide Atletico VSC\*
- Adelaide Titans Football Club
- Elizabeth Grove Soccer Club
- Ghan Kilburn Football Club
- Salisbury Inter Soccer Club

*\* Adelaide Atletico VSC merged with Adelaide Victory*

In addition to the Clubs listed above, two (2) additional Clubs have been offered a letter of invitation to compete in the

State League 2 competition from the 2026 Season:

- Barossa United Soccer Club
- Plympton Bulldogs Soccer Club

The State League 2 Competition will be divided into two (2) conferences; North and South. The Clubs involved in each conference will be adjusted at the completion of each Season to ensure an even number of teams in each conference. The 2025 Season will be structured as follows:

NORTH	SOUTH
Adelaide Atletico VSC	Adelaide Hills Hawks
Elizabeth Grove	Adelaide Titans
Gawler Eagles	Adelaide University
Ghan Kilburn City	Eastern United
Modbury Vista	Mount Barker United
Northern Demons	Noarlunga United
Port Adelaide	Seaford Rangers
Salisbury Inter	Western Strikers

Clubs will play each other three (3) times in a 21 Round Season. The top four (4) teams in each conference will qualify for the Promotion Play-Off Series. Competition prize money will double in the State League 2 competition from \$8,000 to \$16,000 across both conferences.

The conference divide will provide clubs the benefit of more ‘local derbies’, better player retention with less distance required to travel and the excitement of a Promotion Play-Off Series between North and South at the end of the Season.

The Promotion Play-Off Series will reward the teams which finish top of their conference with a ‘double chance’ to be promoted to the State League 1 competition. The top of the North Conference will play a Play-Off game with the top of the South for automatic entry to State League 1. This game is set to attract a lot of attention. The loser receives a second chance re-entering the Play-Off series in the Week 3 Preliminary Final match.

This competition has been structured to allow for continued growth and will ultimately see this competition become two (2) North / South conferences of 12 teams. The growth will commence in 2026 with both Barossa United and Plympton Bulldogs entering the competition with six (6) vacancies for other Clubs.





# SENIOR MEN'S COMPETITION REPORT

PREPARED BY

- DANIEL SCORSONELLI -

The 2024 season marked a significant return to normalcy, as there were no mid-season breaks or interruptions due to COVID-19. Additionally, clubs began to fully realise the benefits of the Competition Management System introduced the previous year, which has proven essential in streamlining operations and enhancing efficiency.

The season marked a significant return to normalcy, as there were no mid-season breaks or interruptions due to COVID-19. Additionally, clubs began to fully realise the benefits of the Competition Management System introduced the previous year, which has proven essential in streamlining operations and enhancing efficiency.

The season showcased remarkable on-field performances, unexpected upsets, and a fiercely competitive finish, with all three competitions determining their premiers at the conclusion of the final round.

As we look ahead to the 2025 season, I commend all clubs for their dedication and resilience in overcoming the challenges faced last year. Together, we anticipate another thrilling season of football!

## RAA NATIONAL PREMIER LEAGUE (NPL) AND STATE LEAGUE 1 AND 2 COMPETITIONS

The 2024 season commenced with Round 1 featuring a standalone fixture between 2023 Grand Finalist Modbury Jets and newly promoted Para Hills Knights. The North-East derby was held at Smith Partners Stadium in front of a packed crowd. Round 1 also marked the return of an RAA NPL game to Coopers Stadium, where 2023 champions Adelaide United faced Campbelltown City as a precursor to the A-League Men's fixture.

The thirty-six Senior Men's Clubs competed across three divisions: twelve teams in the RAA National Premier League (NPL), twelve in State League 1, and twelve in State League 2.

The season delivered spectacular Grand Finals, starting with a standalone RAA NPL final on September 6 between heavyweights MetroStars and Campbelltown City, followed by competitive championship deciders for State



League 1 and State League 2 on September 7. All three Grand Finals attracted significant crowds at ServiceFM Stadium.

In the RAA NPL, 22 rounds of home and away fixtures culminated in MetroStars being crowned premiers after a decisive 3-0 victory over Adelaide Comets, narrowly securing the premiership by just 2 points ahead of Campbelltown City. Both teams displayed dominance throughout the season, with Modbury Jets closely trailing them.

The finals series featured highly anticipated matchups. In the semi-finals, Campbelltown City triumphed over 3rd place Modbury Jets, while MetroStars edged past Adelaide City 2-0 over two legs to advance to the Grand Final. The final between Campbelltown City and MetroStars was eagerly awaited, showcasing the top two teams from both the 2024 and 2023 seasons. The match lived up to expectations, delivering high-quality football in front of a full house at ServiceFM Stadium. Campbelltown City ultimately showcased their strength, winning the game 3-1, with goals from Marc Marino and Alexander Mullen (2).

Before the game, Football SA hosted a Grand Final Dinner for the second consecutive year, bringing together members from all clubs to celebrate what was a monumental season for football in South Australia.

#### SEASON HONOURS

LEAGUE PREMIERS      MetroStars  
LEAGUE CHAMPIONS    Campbelltown City

The State League 1 was extremely competitive throughout the season, culminating in a thrilling final day that saw two clubs playing for possible automatic promotion. WT Birkalla claimed the premiership after a decisive 4-1 victory over Vipers FC in Round 22. Playford City had a dramatic finals series, scoring goals in the 88th and 90th minutes of their Second Leg match against Adelaide Blue Eagles, pushing the game into extra time before ultimately winning 4-2 on aggregate to secure their place in the RAA National Premier League for 2025.

In the Grand Final, the top two teams delivered an entertaining match. WT Birkalla initially led 1-0, but Playford City rallied with goals in the 67th and 84th minutes, clinching the championship with a 2-1 victory.

Both teams are eagerly anticipating their participation in the topflight after successful seasons in 2024.

#### SEASON HONOURS

LEAGUE PREMIERS      WT Birkalla  
LEAGUE CHAMPIONS    Playford City

In the State League 2 competition, Pontian Eagles had an outstanding second half of the year, winning 13 of their last 14 matches to clinch the premiership with an impressive 55 points.

The finals series saw second-placed Cove FC defeat Adelaide University over two legs, while Modbury Vista pulled off a significant upset by overcoming league premiers Pontian Eagles to reach the Grand Final. This set the stage for the State League 2 Grand Final, which also served as a promotion playoff between Cove FC and Modbury Vista.

Cove FC showcased their strength, winning the Grand Final 3-1 and securing their spot in the State League 1 competition for 2025.

#### SEASON HONOURS

LEAGUE PREMIERS      Pontian Eagles  
LEAGUE CHAMPIONS:   Cove FC

#### AUSTRALIA CUP

The Australia Cup returned in 2024, showcasing exceptional performances from Community and Federation clubs. As in previous seasons, Football Australia confirmed that South Australia would receive two Member Federation spots in the Australia Cup Final Rounds. The teams to progress to the Round of 32 were determined by the winners of the Australia Cup Preliminary Rounds SA Semi-Finals.

In the semi-finals, Adelaide Comets faced the soon-to-be champions, Campbelltown City, who triumphed with a 2-0 victory to advance to the Federation Cup Final and secure qualification for the Australia Cup Final Rounds. The second semi-final saw Modbury Jets narrowly defeat fellow RAA NPL side Adelaide Olympic with a 1-0 win to also qualify.

The Federation Cup Final was a thrilling matchup, with Campbelltown City proving too strong for Modbury Jets, claiming a 3-0 victory to be crowned the 2024 Federation Cup Champions. Both teams earned a well-deserved spot in the Australia Cup Final Rounds, reflecting their superb home and away seasons.

In the Round of 32, Campbelltown City faced Moreton City







Excelsior FC but were unable to overcome the Brisbane-based side, losing 5-1. Meanwhile, Modbury Jets travelled to take on Melbourne Srbija at the Home of the Matildas. After taking an early lead, Modbury Jets were eventually equalised against in the 55th minute and lost in a penalty shootout, marking a heartbreaking end to a valiant campaign.

Congratulations to all teams that participated, and a special commendation to Campbelltown City and Modbury Jets for their efforts in the Australia Cup!

#### SENIORS HONOURS

FEDERATION CUP WINNER Campbelltown City

FEDERATION CUP RUNNER UP MetroStars



#### 2025 SENIOR MEN'S COMPETITION

The 2025 Senior Men's Competition will introduce an exciting change with the expansion of the State League 2 competition. New participants for the 2025 season include Adelaide Atletico VSC, Adelaide Titans, Elizabeth Grove, Ghan Kilburn, and Salisbury Inter, while Barossa United and Plympton Bulldogs have been offered entry starting in the 2026 season.

With this expansion, State League 2 will be divided into a 'North' and 'South' conference, featuring an amended Finals Series designed to create more local derbies, reduce travel time, and introduce two promotion play-offs at the end of the season.

The structure for the 2025 season will consist of:

RAA National Premier League – 12 Teams

State League 1 – 12 Teams

State League 2 North – 8 Teams

State League 2 South – 8 Teams

Promotion and relegation will be implemented across all three competitions. In the RAA National Premier League and State League 1, the bottom two teams (12th and 11th place) will be relegated to State League 1 and State League 2, respectively. Meanwhile, the League Premier and League Champion of State League 1 will gain promotion to the National Premier League.

In State League 2, two teams will earn promotion to State League 1 via the Finals Series, with the 1st place teams from both the North and South conferences facing off in a one-off promotion play-off. The losing team will re-enter the Finals Series for another opportunity at promotion..



The Finals Series format for the RAA NPL and State League 1 will remain unchanged, while State League 2 will feature an updated format determined by teams' league finishes from the 2025 home and away season.

#### RAA NATIONAL PREMIER LEAGUE & STATE LEAGUE 1

	Match	Home Team	vs	Away Team	Type of Final
<b>WEEK 1</b>	Match A	3rd Place	vs	6th Place	Elimination Final
<b>Elimination Finals</b>	Match B	4th Place	vs	5th Place	Elimination Final
	<i>1st and 2nd placed team will have a bye</i>				
<b>WEEK 2</b>	Match C	1st Place	vs	Lowest Ranked EF Winner	Semi-Final #1 Leg 1
<b>Semi Final Leg 1</b>	Match D	2nd Place	vs	Highest Ranked EF Winner	Semi-Final #2 Leg 1
<b>WEEK 3</b>	Match E	1st Place	vs	Lowest Ranked EF Winner	Semi-Final #1 Leg 2
<b>Semi Final Leg 2</b>	Match F	2nd Place	vs	Highest Ranked EF Winner	Semi-Final #2 Leg 2
<b>WEEK 4</b>	Match G	Highest Ranked Semi Final Winner	vs	Lowest Ranked Semi Final Winner	Grand Final
<b>Grand Final</b>					

- Teams that finish 1st and 2nd at the conclusion of the home and away season will have a bye in the first week of finals and progress to the Semi Finals.
- The team who finishes in first (1st) and second (2nd) position at the conclusion of the Home and Away Season can nominate their preference to play the first (1st) leg of their Semi Finals either at home or away, subject to venue availability and Football SA approval.
- Football SA may change the finals format at its own discretion.

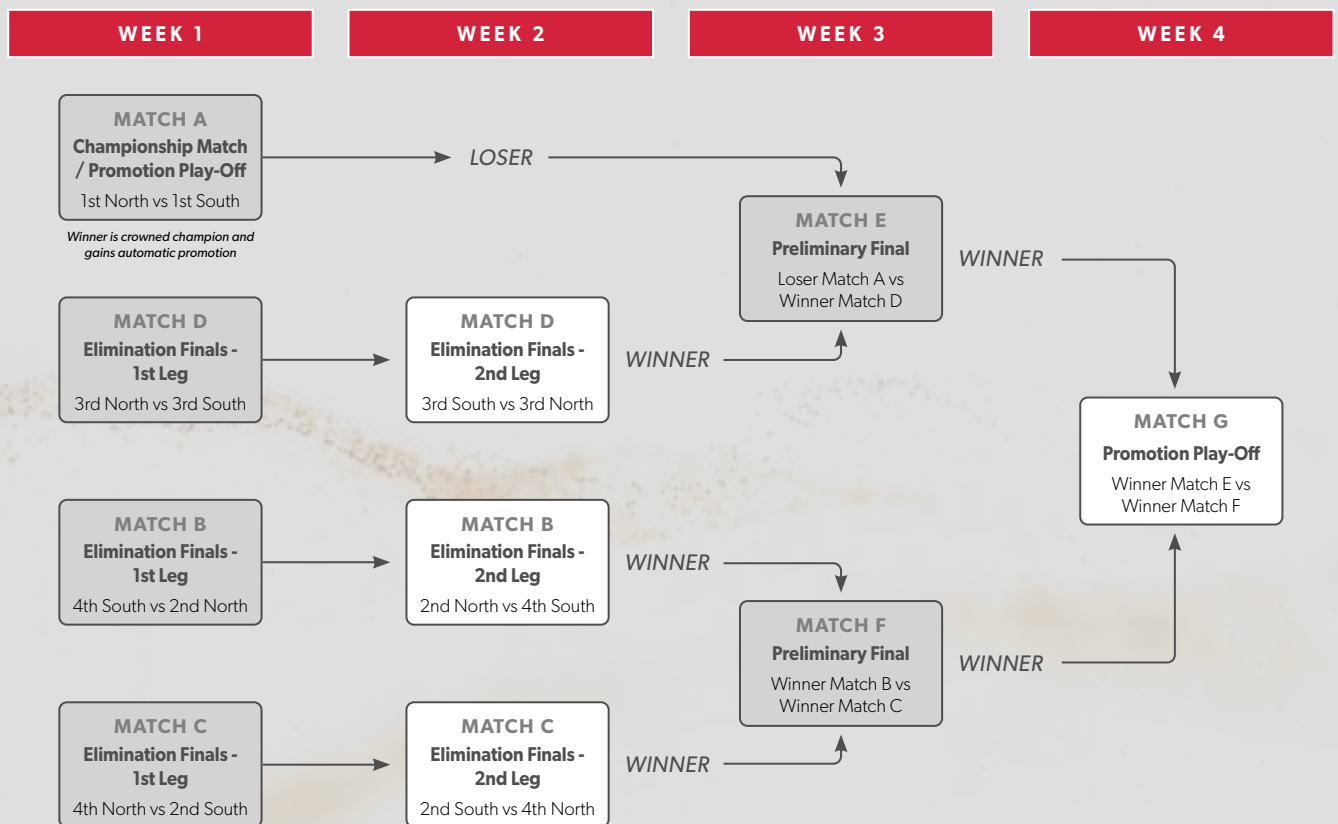




**STATE LEAGUE 2**

	Match	Home Team	vs	Away Team	Type of Final
<b>WEEK 1</b> Promotion Play-Off / Elimination Final 1st Leg	Match A	1st North	vs	1st South	Grand Final/Promotion Play-Off
	Match B	4th South	vs	2nd North	Elimination Final (1st Leg)
	Match C	4th North	vs	2nd South	Elimination Final (1st Leg)
	Match D	3rd North	vs	3rd South	Elimination Final (1st Leg)
<b>WEEK 2</b> Elimination Final 2nd Leg	Match B	4th North	vs	2nd South	Elimination Final (2nd Leg)
	Match C	4th South	vs	2nd North	Elimination Final (2nd Leg)
	Match D	3rd South	vs	3rd North	Elimination Final (2nd Leg)
	<i>Loser from 'Match A' receives a 'Bye' to re-enter the Finals Series from Week 3</i>				
<b>WEEK 3</b> Preliminary Finals	Match E	Loser 'Match A'	vs	Winner 'Match D'	Preliminary Final
	Match F	Winner 'Match B'	vs	Winner 'Match C'	Preliminary Final
<b>WEEK 4</b> Promotion Play-Off	Match G	Loser 'Match E'	vs	Winner 'Match F'	Grand Final

- Teams that finish 1st and 2nd at the conclusion of the home and away season will compete in a 'Promotion Play-Off / Championship Match' during the first week of finals. The winner will be crowned champion and will be removed from the final's series.
- The 'loser' of this match will receive a second chance and re-enter the finals series from Week 3.
- Football SA may change the finals format at its own discretion.

**STATE LEAGUE 2 FINALS SERIES – FLOW CHART**





# SENIOR WOMEN'S COMPETITION REPORT

PREPARED BY

- DANIEL SCORSONELLI -

Following the excitement of the 2023 FIFA Women's World Cup, anticipation ran high for the Women's Competitions in the 2024 season. Significant changes were introduced, including substitutions in the Women's State League and the creation of the WSL Reserves competition. These enhancements reflect the increased investment in women's football by clubs, resulting in improved professionalism throughout the competitions. The season showcased remarkable home and away performances, impressive winning streaks, and surprising upsets.

Attendance figures indicated a strong appetite for women's football in the state, with on-field performances clearly demonstrating why.

## **WOMEN'S NATIONAL PREMIER LEAGUE (WNPL) & WOMEN'S STATE LEAGUE**

Twenty senior women's clubs competed across two divisions: ten in the Women's National Premier League (WNPL) and twelve in the Women's State League. The WNPL reaffirmed its status as the pinnacle of women's football in South Australia, with players exhibiting remarkable skill and dedication, leading to a highly competitive season.

West Adelaide showcased their dominance by winning 16 of their 18 league matches, securing the premiership with 49 points—11 points ahead of their nearest rivals, the Adelaide Comets. Their success continued into the finals series, leading them to the Grand Final. They faced Salisbury Inter, who quietly finished in third place after a strong season. Victories against the Adelaide Comets and WT Birkalla propelled the 2023 champions into their second consecutive Grand Final.



Despite being last season's champions, Salisbury Inter entered the Grand Final as underdogs against West Adelaide, who had bested them by a combined score of 9-0 in the regular season. In a stunning upset, Salisbury Inter triumphed 2-0, demonstrating exceptional defensive skills. The Grand Final, held at ServiceFM Stadium on September 15, 2024, was a showcase of top female talent, with Chantelle Ryder from Salisbury Inter named Player of the Match.

#### SEASON HONOURS

LEAGUE PREMIERS      West Adelaide  
LEAGUE CHAMPIONS    Salisbury Inter

The Women's State League also saw historic performances in 2024. Campbelltown City achieved an incredible feat, winning all 18 of their league matches for a perfect 54 points and an astonishing goal difference of 107. Modbury Vista finished second with 14 wins out of 18 games and faced Adelaide University for the second consecutive year in the Promotion Play-Off on August 24 at ServiceFM Stadium. Modbury Vista narrowly lost 2-0 in a competitive match, reflecting the improved quality in the Women's State League and its growing competitiveness with the WNPL.

#### SEASON HONOURS

LEAGUE CHAMPIONS    Campbelltown City

### WOMEN'S NATIONAL PREMIER LEAGUE & WOMEN'S STATE LEAGUE CUP

For the first time, the Women's National Premier League and State League Cup were separated into distinct competitions for seniors and reserves. The WNPL/WSL Senior Cup featured all 20 teams vying for glory.

Sturt Lions emerged as the surprise package, achieving monumental victories over WT Birkalla, Salisbury Inter, and Football SA to reach the Cup Final. They faced WNPL giants West

Adelaide, who progressed with wins over WSL side Adelaide Jaguars and WNPL teams Metro United and Adelaide Comets.

The final, held on July 28, 2024 at ServiceFM Stadium, lived up to expectations. Sturt Lions took an early lead, threatening a major upset. However, West Adelaide quickly equalised, and the match remained tightly contested until Tessie Mitchell scored in the 95th minute, sealing a 4-2 victory for West Adelaide. Lily Di Cola from West Adelaide was named Player of the Match.

#### SEASON HONOURS

WNPL AND WSL CUP WINNER      West Adelaide  
WNPL AND WSL CUP RUNNER UP    Sturt Lions









# WOMEN'S COMMUNITY COMPETITIONS REPORT

PREPARED BY

- MADDISON SPARTALIS-PORTER / TRACEY DYCKER -

The Women's Community Season was filled with new opportunities for individuals of various abilities and backgrounds in football. Clubs focused on developing female-specific strategies focusing on increasing participation, leadership, and support for all players.

Key initiatives included Pride Rounds and fundraising for organisations such as SIDS SA, Beyond Blue and RAISE, enhancing awareness and support for important causes. Female Football Week provided a platform to recognise and celebrate women in the sport, with 22 clubs earning their 1 Star Rating for Club Changers, highlighting their commitment and promotion towards female leadership.

The Club Changer Women's and Girl's program aims to increase female involvement in sports at all capacities by welcoming more women and girls into the game, not just as players, but also as coaches, referees, volunteers, administrators and spectators. The programs' main objective is to assist clubs by connecting and educating them on best practices and offering ongoing support to enhance clubs' culture and support to all females in football. Club Changer accredited clubs are moving forward with greater understanding to programs and services targeting female participation. With all Women's Community Clubs taking the initiative to be involved in the Club Changer program for the 2025 Season it will showcase a difference for all females in football at community level.

The introduction of the Women's Community Division 6 South League reflects the growing interest in women's community football, with a total of 75 teams competing across eight leagues from 55 local clubs. Football SA aims to increase participation in the Women's Community Leagues and continue to provide new opportunities to those wishing to participate in the Competition.

Congratulations to the Women's Community teams that were crowned Champions of their respective leagues:

Division 1 - Pembroke Old Scholars	Division 4 South - Adelaide Jaguars
Division 2 - East Adelaide	Division 5 North - Playford City
Division 3 - Metro United	Division 5 South - Aldinga Sharks
Division 4 North - Pontian Eagles	Division 6 South - Southern Breakers

Congratulations to Adelaide Cobras, Athelstone, Croydon Cougars, FC Summit, Parafield Gardens, Para Hills United, Para Hills West, Port Adelaide, Southern Breakers and St Pauls Old Scholars who entered a women's community team this season having not entered a team the previous season.





The 2024 Women's Community Cup Finals, held at ServiceFM Stadium on Sunday 15 September, saw Pembroke Old Scholars claim the Division 1/2/3 Cup two years in a row, while Pontian Eagles claimed the Division 4/5/6 Cup. Overall, the 2024 season has strengthened the foundation for women's community football and provided the opportunity for further growth and inclusivity for future years.



# JUNIOR AND MINIROOS COMPETITION REPORT

PREPARED BY

- MARIE SPAGNOLETTI -

## JUNIOR FOOTBALL

The year 2024 marked another outstanding year for junior football across the state. The first competitive fixtures of the 2024 Junior Premier, Junior State, and Junior Girls League seasons kicked off 13 March 2024, with the season culminating in the final matches on 29 September 2024. Over the course of the season, a total of 4440 games were played, showcasing the continued growth and enthusiasm for Football.

The success of the Matildas at the 2023 FIFA Women's World Cup in Australia and New Zealand had a significant impact, driving an increase in participation among both girls and boys. This surge in interest further highlighted the importance of fostering the next generation of players and creating more opportunities for them to thrive.

Clubs across the state, with teams in both the Junior and MiniRoos Leagues, dedicated themselves to offering valuable development pathways for their players. By investing in player growth and prioritising talent development, these clubs contributed to an improved standard of play on the field and a growing pool of football talent. Furthermore, clubs continued to prioritise inclusivity, ensuring that players of all abilities and backgrounds could access and enjoy the game. This inclusive approach cultivated a sense of belonging and demonstrated the clubs' commitment to fostering a welcoming and supportive environment for all participants.

In 2024, Football South Australia saw a remarkable increase in participation, with a total of 443 teams registering across all junior competitions—an impressive rise from the 339 teams in 2023. This includes 108 junior girls' teams spread across eleven leagues and 335 junior boys' teams participated across thirty-two Leagues. Most pleasing was the introduction of an U12 Girls League for the first time.

## 2024 CARL'S JR. JUNIOR CUP COMPETITIONS

Football South Australia hosted the Junior Cup Competitions in 2024, proudly supported by Carl's Jr. These knockout competitions provided young players with the opportunity to showcase their skills in a competitive and high-profile setting.

The Carl's Jr. Girls Cup Finals took place at Servicefm Stadium on Sunday 15 September, where the Junior Girls Cup formed part of a whole day of celebrations Female Football. Young Footballers talent was on display. Adelaide City claimed two titles, with their U15 and U17 teams crowned champions. Other notable winners included Adelaide Jaguars (U12) and Adelaide University (U13).











The Junior Boys Cup Finals were also held at Service FM Stadium Sunday 22 September 2024, attracting thousands of supporters to enjoy the day's action. The finals not only provided a thrilling display of football but also gave young players the chance to experience some of the best football facilities in the state. Throughout the day, teams showcased excellent skills and teamwork. Adelaide Comets claimed two titles, with their U14 and U16 teams crowned champions. Other notable winners included Cumberland United (U12), Modbury Jets (U13), Football SA U14 Boys (U15), and MetroStars (U17).

All Players of the Match from the Cup Finals were awarded a year supply of vouchers to Carl's Jr as well as a Gatorade 5L Container.



## MINIROOS

The growth of the MiniRoos program continues to exceed expectations, with more and more young players eager to get involved in football from an early age. In 2024, a total of 547 MiniRoos teams participated in the leagues.

The MiniRoos program plays a vital role in the development of junior football by providing young players with a solid foundation in the game. Through a focus on skill development, physical activity, and social engagement, MiniRoos helps to shape the next generation of footballers. The program also serves as a key stepping stone for clubs to build strong junior teams, fostering not only skills development but also creating lasting friendships among participants.







The influence of coaches and spectators on the matchday experience has never been more apparent. A positive game day atmosphere plays a crucial role in player retention, and it is essential for all stakeholders to collaborate to drive meaningful change. By working together, we can ensure that football's core values of respect, care, and trust are consistently upheld.

This year, the continued success of the Junior Football landscape in South Australia serves as a testament to the ongoing dedication and commitment of players, coaches, volunteers, supporters and clubs. We look forward to another exciting year of growth and achievement in 2025.



# FUTSAL COMPETITION REPORT

PREPARED BY

- MARIE SPAGNOLETT / CRISTIANO DOS SANTOS /  
DARRYL SIMON -

## NATIONAL FUTSAL CHAMPIONSHIPS

This year, Football South Australia was back competing at the highest level of Futsal nationally, bringing across 9 teams to the Championships, including Under 12, 13, 14, 15, 16 Boys, Under 13 Red and Blue, 15 and 17 teams.

A travelling party of 113 including 90 players, 9 coaches, 9 team managers, 2 physios and 3 FSA staff participated in five action-packed days of Futsal from 7-11 January 2024 in Queensland at the Gold Coast Sport and Leisure Centre.

All teams conducted themselves at the highest level both on and off the court and should be immensely proud of their efforts over the week-long tournament.

A thank you to the referee contingent representing South Australia:

Coaches: Andrew Murray and Raymond Grima

Match Officials: Jayden Betterman, Thomas Brinkworth and Denis Palushaj.

Football South Australia would once again like to congratulate all selected players and offer a massive thank you to Coaches and Team Managers for their tireless efforts as without them this wouldn't be possible.

## 2024 FOOTBALL AUSTRALIA FUTSAL NATIONALS

### COACH/MANAGER DETAILS

Age Group	Head Coach	Team Manager
U12 Boys	David Nye	Chris Smith
U13 Boys	Max Primaro	Adamo Ricciardi
U14 Boys	Frank Maio	Peter Maio
U15 Boys	Ayoub Hassine	Rebecca Fox
U16 Boys	Tony Scalzi	Paul Sortini
U13 Girls Red	Alexia Scalzi	Taylor Fiorita
U15 Girls	Gary McGrath	Sophie McGrath
U17 Girls	Tony Mansueto	Jeanette Chappel
U13 Girls Blue	Rob Pedicini	Joanne Campanale



## ACADEMY

This year, Football South Australia's academy was solely based out of Roma Mitchell College on Monday and Tuesday evenings as well as Saturday mornings during the school term. The move from St Clair Recreation Centre to Roma Mitchell College proved a very successful one with a record 90 participants across Term 2 and 3, an increase from the 70 boys and girls in 2023.

The success of the Football SA Futsal Academies can be attributed to our highly skilled Futsal coaches, David Nye, Daniel Schiava, Leonardo Dorea and Alexia Scalzi who offer the highest quality training sessions throughout the year.

## STATE FUTSAL CHAMPIONSHIPS

The State Futsal Championships held on Monday 16 December 2024 with junior boys, girls, open men and women teams all participating across 4 various categories to be crowned Football SA's State Futsal Champions.

Over 300 players, 48 teams, 14 match officials and countless team officials, volunteers, Football SA Staff, St Clair Recreation Centre staff and parents contributed to the fantastic spectacle. 6 pitches were in operation across the day with 118 matches being contested from early in the day group matches, to playoffs and finals to conclude proceedings.

The State Futsal Championships are Football SA's precursor to the Football Australia National Futsal Championships held in January the following year. Many players who participate here go on to represent South Australia at the Nationals, with the next opportunity to represent the state being at the 2025 Football Australia National Futsal Championships.

Thank you to all who participated throughout the day and made it the success that it was.

## FUTSAL COMPETITIONS

Our affiliated futsal bodies excel in organising year-round competitions catering to futsal players of all skill levels. In 2025, Football SA will continue collaborating closely with our current affiliates, exploring ways to expand our futsal family by welcoming more clubs, leagues, and associations. This expansion aims to foster the growth and advancement of futsal.

In various regional areas like Riverland Futsal, Limestone Coast, Yorke Peninsula, Port Augusta, and Jamestown, Futsal continues to flourish with new competitions contributing to the ongoing success of the game.

Within metro Adelaide, Futsal SA continues to host Senior and Junior Competitions every Wednesday evening and Sunday throughout the year, along with summer tournaments starting from early October and concluding with finals in mid-December.



Football SA extends its appreciation to all our futsal members for their tireless dedication behind the scenes. Without their unwavering support, the opportunities to engage—whether as players, coaches, referees, or spectators—would be incredibly challenging.

Looking ahead to 2025, Football SA aims to expand opportunities and further elevate Futsal within the South Australian community.

# FOOTBALL FIVE5 REPORT

PREPARED BY

- MARIE SPAGNOLETTI / DARRYL SIMON -

In 2022, Football South Australia launched Football Five5, at ServiceFM Stadium on the 10 state-of-the-art purpose built 5-a-side pitches.

The game of 5-a-side is played in an enclosed tennis court sized artificial pitch, with smaller goals and shorter game length. Senior games consist of two 20-minute halves with a 5-minute break and junior games being two 15-minute halves. The game is designed to be fast paced for the full duration of the match, with the ball only deemed out of play when it hits the back fence behind either goal or goes out of the cage. As a result, the game has very few stoppages and allows players to utilise the walls to their advantage, making for great viewing and an exciting match.

Football Five5 is a great way to meet people, stay fit and have some fun all whilst playing football. There are a range of different leagues and competitions for all types of footballers, from beginners wanting to have a social kick around to semi-professionals trying their hand at small-sided football.

In 2024, Football South Australia introduced the Autumn leagues which commenced on Monday, 25th March and involved a total of 8 Men's Teams in the competition. Several of those teams participated in the 2023 Summer Leagues and it was great to have them continue to participate in the Football Five5 competitions on Monday nights. There was a lot of fun to be had with the quality of competition ranging from those players looking to play more socially as well as those looking for an additional 'fitness' session during the season.

5AA was brought on as a sponsor of the Football Five5 competition with the commencement of the inaugural 5AA Football Five5 Club Championship





Cup on Wednesday, 2 October which included a boys competition and girls competition with 6 clubs participating in each. The format included four teams (U11, U12, U13 and U14) in which each club competed against other clubs for points that were attributed to a club championship ladder. The championship was aimed at being a precursor and a test to the new Youth Club Championship model for the 2025 outdoor season as well as giving 16 new referees the opportunity to put what they have learnt into practice. With over 350 participants and 144 (20-minute) fixtures throughout the day, there were lots of prizes to be won including a OneSolution IT Review, access to the 5-a-side courts for free and 50% off Foundations of Football courses and C Diplomas! In the end, Campbelltown City reigned as champions in both the boys and girls competitions, taking home winners medals and all the prizes available! Every player that participated in the competition received a \$20 Puma Voucher to be spent in store or online and teams had their registration fee waived for the Summer Leagues.

The 2024 5AA Football Five5 Summer Leagues, this year consisted of two competitions – one that commenced on Monday, 16th September and ran for 14 weeks and the other which commenced on Monday, 14th October and ran for 10 weeks up until Thursday, 19 December before the Christmas break. In all, both competitions were huge successes, with a total of 113 teams across Senior Men, Women, Mixed and Junior competitions. Of those 113 teams, 55 were Senior Men, 8 Senior Women, 8 Mixed and the remaining 42 being Juniors. There were over 1000 active registered participants competing Monday, Wednesday, and Thursday nights at the ServiceFM Stadium, many of whom were new participants of a Football SA competition. Senior games were played on Monday and Wednesday nights across three timeslots whilst Junior games were also played across three timeslots on Thursday nights making use of 8 of the 10 Football Five5 courts at ServiceFM Stadium during the summer.

5AA Football Five5 also presented itself as a great way for young referees to gain experience in Football. This relatively new product allowed more than 15 new referees to understand what it means to be a referee in football, those who can now move up into refereeing at club fixtures in the outdoor season!

5AA Football Five5 offers a product to footballers of all ages that want to continue playing the game socially. With the possibilities of where this game goes endless, the purpose built 5-a-side pitches have been used for more than just Football Five5, with teams using them for training, coaching courses, gala days, school excursions and more.

The 2024 5AA Football Five5 season proved an overwhelming success, and we look forward to a bigger and better 2025 season.





# EASTERN ZONE PRIMARY SCHOOLS SOCCER ASSOCIATION REPORT

PREPARED BY

- TRACEY DYCKER / MADDISON SPARTALIS-PORTER -

The Eastern Zone Primary School Association provides participation and development opportunities to school aged children. This competition is available to children of all soccer abilities and further understand the sport in a non-competitive environment.

This year, the competition continued to grow with over 115 teams participating in age groups from Under 6's to U12's showing an increase in teams by 43.6% compared to the 2023 Season with a total of 80 nominated teams. A highlight was the increase of teams across all age groups and number of players participating across the entire competition.

The Annual Interzone Championships between North West Junior Soccer Association (NWJSA) and Eastern Zone as well as the Cup Semi-Finals and Grand Finals were hosted at ServiceFM Stadium, Gepps Cross on Friday 20 September 2024. This was for some a once in a lifetime experience with player's having the opportunity to experience and participate at a high-level Football Facility against another high-level opponent.

In the Jim Huffadine Cup, St Joseph's Memorial beat a competitive opponent St Joseph's Hectorville Town whilst St Joseph's Hectorville City claimed the Bill Bell Cup over Felixstow Primary. The Interzone Cup saw both Eastern Zone teams win silverware, East Adelaide Primary defeating Our Lady of The Visitation in the Junior Primary Cup and St Joseph's Hectorville City defeating Lockleys North Primary.

Football SA would like to take this opportunity to say thanks to all the dedicated supervisors who have generously offered their time and efforts throughout the 2024 season. Ensuring that the competition ran smoothly and to a high standard every weekend. Thank you to Aldo Perilli OAM, Sadaco Harerimana, Mara Ferreira, Marc Baciero, Peter Van De Zwaag, Camilo Botonero, David Walker, Ray Grima, Gregor Brodie, Christian Rodriguez and Tammy Truscott.





## LEAGUE WINNERS

### U12 YEAR+ CHAMPIONSHIP

WINNERS St Joseph's Hectorville City

RUNNERS UP St Joseph's Hectorville Town

### JIM HUFFADINE CUP

WINNERS St Joseph's Memorial

RUNNERS UP St Joseph's Hectorville Town

### BILL BELL CUP

WINNERS St Joseph's Hectorville City

RUNNERS UP Felixstow Primary

### INTERZONE CUP

JNR PRIMARY WINNER East Adelaide Primary

JNR PRIMARY RUNNER UP Our Lady of The Visitation

SNR PRIMARY WINNER St Joseph's Hectorville City

SNR PRIMARY RUNNER UP Lockleys North Primary





# LIMESTONE COAST ASSOCIATION REPORT

PREPARED BY

- TRACEY DYCKER / MADDISON SPARTALIS-PORTER -

This year has been a strong year for football in the Limestone Coast region, and Football SA would like to thank all stakeholders for their ongoing commitment to growing the sport in the South East.

Participation rates across various programs have been outstanding in 2024. Our Football in Schools program welcomed 186 participants, the School Holiday programs saw 151 new participants, and our Futsal initiative has already drawn 22 teams with 147 participants.

Additionally, our Development Centre for talented young boys and girls in the region has grown to 49 participants, reflecting the continued interest and growth in the region. We expect the representative teams from the Limestone Coast Football Association (LCFA) to continue improving year on year.

We remain committed to supporting football in the Limestone Coast and are excited about the future. We deeply appreciate the investment from our partners: Barry Maney Group, Coopers, and Fennell Forestry, whose support is fundamental to our success and growth.

Football SA would like to take a moment to acknowledge all the clubs who have played a pivotal role in making this season possible. Their time, commitment, and support are integral to the thriving football community we have today.

The Grand Finals were held on Saturday 31 August and Sunday 1 September 2024. Despite some challenging weather conditions with rain, storms and power outages there was no dampening the commitment, atmosphere and support over the weekend. Each team showed dedication and commitment, with five out of the six clubs being represented in the Grand Finals. This strong showing is a testament to the future ahead, with local clubs continuing to build and develop their talent.





A huge congratulations to the winners and runners-up in each age group. Please join us in celebrating the following teams for their outstanding performances in the Barry Maney Premier League Grand Finals:

### END OF SEASON RESULTS

#### **BARRY MANEY PREMIER LEAGUE - SENIOR MEN'S**

CHAMPIONS International Soccer Club  
 RUNNERS UP Gambier Centrals Soccer Club  
 PREMIERS International Soccer Club

#### **BARRY MANEY PREMIER LEAGUE - RESERVES**

CHAMPIONS Apollo Football Club  
 RUNNERS UP Blue Lake Soccer Club  
 PREMIERS Apollo Football Club

#### **BARRY MANEY PREMIER LEAGUE - WOMEN'S**

CHAMPIONS Apollo Football Club  
 RUNNERS UP Millicent United Soccer Club  
 PREMIERS Apollo Football Club

#### **BARRY MANEY PREMIER LEAGUE - UNDER 17'S**

CHAMPIONS Gambier Centrals Soccer Club  
 RUNNERS UP Blue Lake Soccer Club  
 PREMIERS Gambier Centrals Soccer Club

#### **BARRY MANEY PREMIER LEAGUE - UNDER 16 GIRLS**

CHAMPIONS Gambier Centrals Soccer Club  
 RUNNERS UP Apollo Football Club  
 PREMIERS Gambier Centrals Soccer Club

#### **BARRY MANEY PREMIER LEAGUE - UNDER 14'S**

CHAMPIONS Blue Lake Soccer Club  
 RUNNERS UP Gambier Centrals Soccer Club  
 PREMIERS Blue Lake Soccer Club

#### **BARRY MANEY PREMIER LEAGUE - UNDER 13 GIRLS**

CHAMPIONS Gambier Centrals Soccer Club  
 RUNNERS UP International Soccer Club  
 PREMIERS Gambier Centrals Soccer Club

#### **BARRY MANEY PREMIER LEAGUE - UNDER 12'S**

CHAMPIONS Gambier Centrals Soccer Club  
 RUNNERS UP Apollo Football Club  
 PREMIERS Apollo Football Club

#### **BARRY MANEY PREMIER LEAGUE - U12 DEVELOPMENT**

CHAMPIONS International Soccer Club  
 RUNNERS UP Blue Lake Soccer Club  
 PREMIERS International Soccer Club



The Limestone Coast Football Association Awards Nights was held on Friday 13 September and was presented by Football South Australia and the Limestone Coast Football Association.

Congratulations to the award winners for the 2024 Season and below are just some of the awards of the evening:

CLUB OF THE YEAR	Blue Lake
SNR REFEREE OF THE YEAR	Nathan Butler
JNR REFEREE OF THE YEAR	Callum McIntyre-Gregory
REFEREE ENCOURAGEMENT AWARD	Ben Loef

#### **BARRY MANEY WOMEN'S PREMIER LEAGUE**

GOLDEN BOOT	Deni Atkin, Apollo Football Club
COACH OF THE YEAR	Paul Prentice, Apollo Football Club
PLAYER OF THE YEAR	Deni Atkin, Apollo Football Club

#### **BARRY MANEY MEN'S PREMIER LEAGUE**

GOLDEN BOOT	Shar Nay Than, Blue Lake Soccer Club
COACH OF THE YEAR	Paul Prentice, Apollo Football Club
PLAYER OF THE YEAR	James Stephenson, Apollo Football Club







# REFEREE REPORT

PREPARED BY

- MICHELLE SMITH / BONNI KING -

The 2024 season has been an exciting and transformative year for the Football South Australia (FSA) Referee Department. Building on the progress made in 2023, the department has focused on growing referee participation, strengthening partnerships, and ensuring integrity and safety in matches across South Australia. With the ongoing key roles, General Manager – Referee Education/Training and Compliance, the Referee Operations Coordinator, and the Senior Appointments Officer, and the introduction of a casual support role the department has established a strong framework for managing and supporting Match Officials at all levels.

This year's highlights include innovative programs, a notable increase in registered referees, enhanced match coverage, and initiatives designed to foster respect and retention. The department has also worked closely with key partners such as the South Australian Amateur Soccer League (SAASL), School Sport SA, and the South Australian Junior Soccer Association (SAJSA) to ensure the continued development of referees and create positive experiences for everyone involved in the game.

Throughout 2024, Football South Australia's referees played a vital role in maintaining the integrity of the game. Referees were appointed to competitions ranging from the Football SA NPLSA and Junior & Community leagues to the SA Masters Soccer League (SAMSL), School Sport SA tournaments, and SAJSA events. These appointments ensured that matches were officiated professionally, contributing to a cohesive and inclusive football environment.

## REGISTRATION, RECRUITMENT, AND MATCH COVERAGE

In 2024, 435 referees were registered with Football South Australia, covering over 11,000 matches statewide—an impressive 10% increase from 2023. This growth ensured that more games were officiated with the integrity of qualified Match Officials, benefiting players, coaches, and teams across South Australia. Match coverage also improved significantly, with referees appointed to 83.15% of all games, a notable increase from 71.9% in 2023.

Recruitment efforts brought in 182 new participants who completed entry-level referee courses, with ages ranging from 13 to 66 years old. Of these, 93 participants went on to register and officiate matches, contributing fresh talent to the referee pool. While these results are encouraging, limited follow-up with course participants has been identified as a challenge. To address this, Football South Australia will introduce a Community Referee Recruitment, Engagement, and Support Officer in 2025. This new role will focus on supporting grassroots referees and ensuring they feel confident and connected as they transition into officiating.

In 2024, Football Australia introduced a centralised education and qualifications platform for match officials. Designed to modernise the training and certification process, the platform provides streamlined access to education resources and referee qualifications. While the concept and content were commendable for

their freshness and relevance, issues with data rollover caused disruptions, impacting Member Federations and the ability of Match Officials to access materials. Despite these technical challenges, the platform represents a significant step forward for referee education and has been embraced by Football South Australia as a vital tool in developing match officials at all levels.

## REGIONAL REFEREE DEVELOPMENT

Football South Australia continued to support regional communities in 2024 by delivering referee education programs. An entry-level Match Official course was conducted in the Limestone Coast region, attracting 10 participants, while a similar course in Whyalla, led by Eyre Peninsula Regional Development Officer Luke Marinkovich, drew 5 participants. Although these initiatives represent progress, further efforts will be made in 2025 to expand regional referee development and provide additional support to rural areas.

## FUTSAL REFEREE DEVELOPMENT

Futsal officiating also saw growth in 2024, with 27 participants completing the Futsal Laws of the Game course. Football South Australia partnered with Capital Football to deliver a joint course and supported the State Futsal Championships on December 16 by providing referees and coaching support. These efforts continue to strengthen the referee base for Futsal competitions in South Australia.

## MATCH OFFICIAL EDUCATION AND DEVELOPMENT

Education and development remain at the heart of the Referee Department's work, with several successful programs and seminars held throughout 2024:

- **Senior Football Referee Seminar:** The annual Senior Football Referee Seminar welcomed 80 referees for a day of professional development. Highlights included a keynote address by FIFA Referee Casey Reibelt, who shared her experiences officiating at the 2023 Women's World Cup, and a tactical analysis session led by FSA Technical Director Mike Cooper, helping referees enhance their decision-making and game awareness.
- **Community-Specific Referee Seminar:** On February 25, 2024, Football South Australia hosted its first Community-Specific Referee Seminar, attended by 90 referees across two simultaneous locations. The sessions covered Junior Match Official curriculum, Laws of the Game updates, and practical workshops on positioning and signalling. Emerging leaders from within the referee community facilitated these sessions, showcasing their dedication and expertise.
- **Referee Development Squad (MODS):** The reintroduction of the Referee Development squad in 2024 was significant achievement. Led by Andy Murray, the Referee Development Squad supported 14 developing referees through eight targeted sessions. Topics included handball, foul classification, offside decisions, and game management. Of the participants, 11 officiated in the final series, with 9 refereeing in Grand Final matches.
- **Referee Academy:** The Football South Australia Referee Academy, led by FIFA Referee Daniel Elder and assisted by Daniel Bryant, continued to set new standards in referee education. The academy focused on advanced officiating techniques and used live replay technology for training. Two participants, Jayden Betterman

and Ellie Seaton, graduated from the program in 2024, strengthening the senior referee panels.

- **Senior Match Official Coaching Sessions:** Ten targeted coaching sessions were delivered for Senior Match Officials, covering key areas such as foul severity, report writing, and analysing real match scenarios. These sessions ensured referees were equipped with the tools to officiate at a high standard across all competitions.
- Throughout 2024, we maintained a high level of personal coaching. A total of 488 coaching reports were completed, 233 referees were mentored, 355 video coaching sessions were conducted, and 13 field tests were performed.

## ORANGE ARMBANDS FOR UNDER-18 REFEREES

In 2024, Football South Australia introduced bright orange armbands for referees under 18 years old as part of an initiative to promote safety, foster respect, and improve referee retention. Launched at the SAJSA State Championships, the armbands make it clear to players, coaches, parents, and spectators that these are young referees still learning and developing their skills.

This initiative aligns with Football SA's Safeguarding Policy, providing a supportive environment for young officials while encouraging patience and respect. The orange armbands have been embraced across the football community and have contributed to referee retention by boosting the confidence of young referees and fostering a culture of understanding.

## STRENGTHENING KEY PARTNERSHIPS

Collaboration with key stakeholders remained a priority in 2024, with partnerships driving referee recruitment, education, and match coverage. Key achievements include:

- **SAASL:** Delivered courses for 85 club Match Officials, with 24 completing their qualifications, helping to strengthen officiating at the community level.
- **School Sport SA:** Worked with schools to deliver Match Official courses for 112 students, leveraging school tournaments for practical officiating experience under the mentorship of referee coaches.
- **SAJSA:** Achieved record-breaking match coverage at the SAJSA State Championships, with 65 referees officiating, including 26 first-time officials who benefited from intensive coaching and support.

## RECOGNISING KEY CONTRIBUTORS

Football South Australia Referee Department extends its gratitude to the following contributors who will have a change of focus in 2025:

- Andrew Murray, for his leadership of the Referee Development Squad and Community Education Lead and commitment to nurturing emerging talent. His dedication and leadership in establishing the Match Official Development Squad (MODS) program have been instrumental in bridging the gap for younger Match Officials identified as having potential, creating an important first step in the South Australian elite pathway.
- Daniel Elder and Daniel Bryant, for their work in the Referee Academy since 2020, producing award-winning referees and setting new training standards. Under their guidance, the Academy has trained 14 Senior Referees and produced several award winners.



**2024 STATE REFEREE COMMITTEE**

Chair: Scott Willoughby  
 Nick Cava  
 Leigh Prior  
 Gary Mooney  
 Ex-officio: Michelle Smith

**2024 AWARDS**

Mike Ingham Referee of the Year: Christian Verdicchio  
 Mick O'Malley Young Referee of the Year: Tom Brinkworth  
 Referee Rising Star: Joseph Bojcevski  
 Assistant Referee of the Year: Liam Miller  
 David Gardiner Most Improved Level 2 Referee: Dion Turner  
 Carlo Barbo Most improved Level 3 Referee: Ellie Seaton

**2024 INTERNATIONAL REPRESENTATION**

FIFA and AFC: Daniel Elder  
 FIFA Referee: Isabella Blaess  
 AFC Academy: Daniel Cook

**2023/24 MATCH OFFICIAL PANELS – A-LEAGUE MEN**

Referee: Daniel Elder  
 Referee: Daniel Cook  
 Assistant Referee: Henry Day

**2023/24 MATCH OFFICIAL PANEL – A-LEAGUE WOMEN**

Referee: Isabella Blaess  
 Assistant Referee: Paula Orlandi

**2023/2024 FARA (FOOTBALL AUSTRALIA REFEREE ACADEMY)**

Nick Elagin

**2023/24 MATCH OFFICIAL PANELS OFF-FIELD APPOINTMENT****National Development Coaching Panel**

Michelle Smith  
 Andrew Murray

**National Tournament Representatives**

Referee Coach, Pathway Manager – Refereeing:  
 Daniel Goodwin

Referee Coach, NYC & Futsal Nationals: Andrew Murray

Referee Coach Futsal Nationals: Raymond Grima

Referee Coach Girls NYC: Isabella Blaess

Girls NYC: Indiana Van Diesen

Ethan McCormick

Boys NYC: Ellie Seaton

Joseph Bojcevski

Thomas Temby

Boys NYC & Futsal Nationals: Denis Palushaj

Futsal Nationals: Jayden Betterman

We extend our deepest gratitude to all referees, mentors, facilitators, and partner organisations who contributed to the success of 2024 programs. Special thanks to the State Referee Committee and the board for their strategic guidance and support.

The 2024 season has been one of growth, innovation, and

collaboration for the Football South Australia Referee Department. Through education, development, and community engagement, referees continue to play a vital role in ensuring the success of football across South Australia. As we look ahead to 2025, we remain committed to building a strong, inclusive, and supportive environment for Match Officials at all levels.





# LEGACY, PARTICIPATION AND DEVELOPMENT REPORT

PREPARED BY

- JAKE BRINDLEY / ELVIRA LIAPTSIS / KIMBERLEY CONTE -

## LEADERSHIP

Research has clearly shown that women in leadership positions, including coaching and officiating roles in sports, can effectively challenge societal attitudes and positively influence their communities. A priority for the Women and Girls program in 2024 was to encourage and facilitate further education for females in both coaching and referee roles. In 2024, 129 females actively participated in coaching and referee education, which spans from grassroots to professional levels, underscoring the critical importance of the Women in Football initiative. It was important to connect both streams and provide females and provide a foundation in technical and non-technical areas through workshops, round table events, and mentorship opportunities, whilst developing a community of support at the club and state levels, ensuring new coaches and referees feel prepared, confident, and supported.

In early 2024, a second 'Women in Football' Leadership course was held across 6 weeks for 25 women in South Australia. The program is dedicated to developing the skills and knowledge of women in South Australia while instilling the confidence needed to pursue leadership roles in football. The aim is to ensure that women are well-represented in high-level decision-making positions across the sport, including coaching and officiating. Forty women from various professions, ages, and experiences have now participated in the course, which includes six weeks of online sessions and a two-day face-to-face workshop facilitated by female executives passionate about leadership, including Kimberley Conte, Head of Legacy at FSA, and Carlee Millikin, Head of Women's Football at Football Australia. The courses provide a valuable opportunity for participants to network with women advancing the game. The group continues to connect through group coaching and past participants are actively encouraged to apply their skills throughout the football landscape. Several participants have been invited to present on topics relevant to their work and life experiences, and many are now involved in sporting committees and boards, including SportSA. Several past participants have also continued their leadership journeys and are part of the Marjorie Jackson Leadership programs at SportSA.

## CLUB DEVELOPMENT

A priority for the Women and Girls program is an ongoing commitment to achieving gender equity within the football ecosystem. The Club Changer Women's and Girls' program aims to significantly enhance a club's capacity

to welcome more women and girls into the game—not just as participants, but also as coaches, referees, volunteers, administrators, and fans. The program connects and educates clubs on best practices and provides ongoing support to ensure clubs thrive and that females feel supported. Club Changer accredited clubs are leading the charge, establishing unprecedented connections to programs and services targeting female participation. With over 124 clubs engaged in the program, Club Changer is making a positive impact in South Australia. Following the success of the FIFA Women's World Cup 2023, Football Australia launched the Growing Football Fund in partnership with CommBank to support the continued growth of women's football across Australia. The community fund focuses on two primary pillars: coaching and participation, to attract and retain more women and girls in football. A highlight was assisting clubs with the application processes and subsequently being appointed as a national grant assessor for Football Australia in 2023 and 2024, FSA saw 16 clubs receiving funding in these years.

## FEMALE DEVELOPMENT

Other events in 2024 included an annual event for young females across all sporting codes featuring presenters such as Hey Sport, RUOK—focused on mental health; Embrace Collective with Taryn Bromfit—addressing body image and awareness; RAIISE—providing education on respect and domestic violence; and Michelle Smith—presenter of storytelling.

## GOVERNMENT INITIATIVE

2024 provided an opportunity to represent FSA and its interests on several occasions, including participating in discussions and workshops for the Australian Sports Commission's Play Our Way and Pathway to Brisbane initiatives, as well as Diversity and Inclusion forums, the Flinders University Player Retention Study, the Power of Her events, and SA Progressive Business events in 2024. FSA was also a presenter at SEDA Graduation.

## FEMALE FOOTBALL WEEK 2024

Football SA proudly celebrated Female Football Week on 3 May 2024 with an action-packed day featuring seven matches across four venues: ServiceFM Stadium, Adelaide City Park, Karinya Reserve, and West Beach Parks. This special event shone a spotlight on the remarkable contributions of women to the football community and showcased the talent, passion, and dedication of female participants in the sport.

The festivities extended beyond the pitch, with activations involving key partners, including SAPOL, Embrace Collective, Raiise, Game Changing Period, and the NDIS. Attendees also enjoyed Female Football Week giveaways, further adding to the vibrant atmosphere of the day.

Female Football Week 2024 was a resounding success, reflecting Football SA's commitment to fostering inclusivity, celebrating achievements, and empowering women and girls across the football community.

## ALL ABILITIES AND INCLUSION FOOTBALL

To ensure we are continuing to expand the sport and develop football it was important to facilitate relationships including ongoing meetings with the government, councils, potential sponsors, and clubs to assist the managers representing groups such as Australia Migrant Education Employment Settlement Australia (AMES) to integrate new migrants into an eight-week



program here at ServiceFM, coordinating meetings with our Game Development Manager and liaising with Football Australia, Blind Football is now using the facility regularly and has integrated a potential new event/disability sport, 'Amputee Football,' which has participation from over 80 countries worldwide, including a World Cup and the newly formed African Youth Program developing necessary project management structures and attending introductory meetings with key stakeholders including the Department for Child Protection and the Department of Education.

## 2024 NATIONAL PARA FOOTBALL CHAMPIONSHIPS

Football South Australia proudly participated in the 2024 National Para Football Championships, held from September 11 to 14 at the Australian Institute of Sport in Canberra. Our team highlighted exceptional talent and determination, reflecting the growth and inclusivity of para football within our state. Notably, the tournament provided a platform for our athletes to compete at a national level, fostering both personal and professional development. Football South Australia remains committed to supporting and promoting para football, ensuring that players of all abilities have the opportunity to engage in the sport they love.

## MULTICULTURAL PROGRAMS

In partnership with Football Australia and the Australian Sports Commission, Football SA has run programs for Multicultural groups through the following:

- Minirooms Settlement Program (MSP)
- Multicultural Youth Program (MYP)

In 2024 Football SA saw over 400 participants through multicultural programs that spanned across the following areas:

- Metropolitan Adelaide
- Limestone Coast
- Eyre Peninsula

## FOOTBALL IN SCHOOLS

In 2024 around 1600 participants were registered in a Football in Schools program, 85% of these participants are new to the game.

Football SA engages with local club coaches and the football community to create a clear pathway between local school programs and clubs in the region. Creating strong community links with our local schools and clubs will create a vehicle of change for developing our game and bringing in new participants to club football.



## SCHOOL HOLIDAY PROGRAMS

Football SA offer school holiday programs across South Australia, this year we have seen 1450 participants through these programs which is an increase of 33% from last year. These numbers span across the following areas:

- Metropolitan Adelaide
- Eyre Peninsula
- Nuriootpa
- Port Pirie
- Limestone Coast

The purpose is to develop functional game skills including first touch, striking the ball, running the ball and 1 v 1. Younger groups focus closely on fun games which develop a basic understanding of the game and a strong emphasis by coaches to ensure that players have a positive early experience of football.

## 2024 SINGA CUP

The Singa Cup is Asia's premier international youth football tournament which provides players with football experience, showcasing their talents against teams across Asia. Aside from the football experience, the Singa Cup can transcend race, language and culture; to create bonds among people and communities.

Football SA selected six squads to represent South Australia at the 2024 Singa Cup in November, with 96 players competing against teams from all over Asia. The teams selected to travel were:

- U14 Metro Boys
- U14 Girls Red
- U14 Regional Boys
- U14 Girls Blue
- U16 Boys
- U16 Girls

## COMMUNITY COACHING COURSES

Over 500 coaches went through community coaching courses in 2024, this is a 25% increase on last year. Community Coaching courses changed in 2024 with the Foundation of Football course replacing the Skill/Game Training courses. The following community coaching courses were delivered in 2024:

- MiniRoos Certificate
- Foundation of Football

## REGIONAL DEVELOPMENT CENTRES

The regional development program is key to identifying potential talent, allowing us to develop players for a period of time and offer them further opportunities within our player pathways. The program is targeted at club-based players that have the desire to learn and develop further with like-minded individual under the tutorage of FSA-approved coaches.

The locations of regional development centres are as follows:

- Limestone Coast
- Riverland
- Whyalla
- Nuriootpa
- Port Lincoln
- Fleurieu Peninsula

## 2024 INTERSTATE INDEPENDENT SCHOOLS COMPETITION

Rostrevor College claimed victory in the third annual Interstate Independent School Cup, held at Servicefm Stadium. The tournament brought together five leading Independent Schools, displaying exceptional football talent. Participating schools included South Australia's St Peter's College, Rostrevor College, Gleeson College, and Christian Brothers College, as well as New South Wales representatives Moriah College and Newington College. This year's event celebrated not only high-level competition but also the values of sportsmanship, solidifying its reputation as a standout occasion in the school sports calendar.

Football SA played a crucial role in the tournament's success, providing organisational support and high-quality facilities. As the event continues to grow, it offers an outstanding platform for young players to demonstrate their abilities and build connections across states.

## ENHANCING COMMUNITY ENGAGEMENT THROUGH NATIONAL TEAM EVENTS

In 2024, Football Australia and Football South Australia provided the South Australian football community with exceptional opportunities to connect with the Matildas and Socceroos during their events in Adelaide. These initiatives were designed to inspire, educate, and enhance relationships between grassroots football and Australia's national teams.

As part of this effort, Football SA and Football Australia organised an exclusive event allowing South Australian clubs, associations, and schools to attend a Matildas training session at Coopers Stadium. This unique experience offered attendees valuable insight into elite football preparation and direct interaction with players. Participants observed training, collected autographs, and engaged with the players, creating a memorable experience for all involved. Feedback highlighted those young players felt energised and inspired, while coaches gained practical insights into professional training methods.

Additionally, Football SA and Football Australia facilitated volunteer opportunities for members of the South Australian football community to support Matildas and Socceroos matches held in Adelaide. These roles fostered deeper involvement in these momentous events and strengthened the bond between participants and the broader football family.

Football SA remains committed to delivering meaningful engagement opportunities, ensuring the South Australian football community continues to grow, thrive, and stay intricately connected to the national football landscape.







# TECHNICAL REPORT

PREPARED BY

- MICHAEL COOPER -

## FSA TECHNICAL DIRECTOR MESSAGE

South Australia continues to produce a respectable number of talented players, and we should all be proud. We have SA players representing Australia in all age groups through to the senior National teams on a consistent basis. This year we welcomed both the Socceroos and Matildas to the Adelaide Oval with seven SA players selected across their respective senior national teams, which will help inspire the next generation coming through.

We are also fortunate that our local professional club, Adelaide United, values youth development and selection. 2024 has provided several examples of players getting opportunities to play professional football here in SA with an increasing number also being transferred to overseas clubs. In 2025, the FSA Technical team will be focusing on the wider pool of identification and development of SA players which will help strengthen our clubs. Our goal is to work closely with clubs to help them develop players through their club Technical Director and coaching teams.



*Details of player development programs are on our FSA website*

## BOYS DEVELOPMENT

### FT STATE PROGRAMS:

Full time program for U13, U14 and U15/16 players who train and play under the leadership of Richie Alagich and his team of coaches and staff. They have been working hard to individualise development programs and help players develop holistically as well as continually identifying players for entry into the program. In 2025 our programs are part of the new Football Australia Academy initiative, which has been developed to create better aligned pathways across the country.



U13 and U14 Boys Japan experience 2024

### BOYS NATIONAL YOUTH CHAMPIONSHIPS:

In 2024, we sent two teams to participate in the U15 and U16 National Youth Championships in Wollongong. Both teams performed well and progressed to the latter stages of the competition with the U15's making the Grand Final and once again a number of SA players were identified for National youth team monitoring. We are all immensely proud of Henrique Oliveira and Amlani Tatu who won the individual player of the tournament awards for their age groups.

### GIRLS DEVELOPMENT

#### FT STATE PROGRAMS:

Full time program for U13, U14, U15, U16 and U18 players who train and play under the leadership of Cristiano Dos Santos and his team of coaches and staff. The depth of quality in SA girls football is increasing each year, and this is starting to show with the numbers progressing to elite football programs and international football opportunities. In 2025 our girls programs are also part of the new Football Australia Academy initiative. We look forward to seeing more SA girls go on to represent the state and themselves on the global stage.



U16 2024 Girls Nationals

### GIRLS NATIONAL YOUTH CHAMPIONSHIPS:

In 2024, we sent two teams to participate in the U15 and U16 National Youth Championships at the Home of Matildas in Melbourne. Both teams competed well and represented the state with energy and effort. The learning that players and staff bring home with them is invaluable for long term development. Our U16 goalkeeper Ilona Melegh, was presented the individual player of the tournament award and a number of players have been identified for ongoing National youth team monitoring.



Amlani Tatu – 2024 U16 player of the tournament



Ilona Melegh – 2024 Goalkeeper of the tournament

### TALENT DEVELOPMENT SCHEME (TDS MATCHES)

TDS matches are a FIFA and Football Australia initiative to provide more opportunities for players to be identified for National youth teams. Each year we are asked to host games for certain age groups which are attended by National team and Adelaide United staff. Players are selected by club-nominations and FSA technical staff. In 2024 a number of players were identified for ongoing monitoring and selection from the TDS games with the standout example being Adelaide University player Tanaye Morris being identified by Young Matildas coach Leah Blayney and then going on to represent Australia at a World Cup. Tanaye was then offered a professional contract by Brisbane Roar. Another example of the value of the TDS games is the identification of Vinko Stanicic by Adelaide United Head of Youth, Airtion Andrioli.



Tanaye Morris representing Australia after being identified at FSA TDS game in April 2024.



Boys 2008/09 born players FSA TDS game September 2024



## FSA DEVELOPMENT PROGRAMS

Across 2024 we have had approx. 700 players attend FSA development program opportunities and we would like to thank all clubs that help develop players and nominate them for further development experiences with FSA.

Late 2024 we welcomed Jack Dover to the technical team here at FSA to oversee all our foundation level programs.



FSA Carls Jr Development Carnival July 2024

## FSA DEVELOPMENT CENTRES:

Regional and metro training program for club-based players to train and play with like-minded players to help accelerate their development. State aligned program that helps players in the foundation age group learn essential habits and skills for the future. In 2024 we had over 400 players involved in the program and 50 development coaches that also work within clubs.



FSA Development program girls listening to the Adelaide United head coach and captain post training

## SOUTH AUSTRALIAN PLAYERS REPRESENTING NATIONAL TEAMS IN 2024

### BOYS' 2024 NATIONAL YOUTH TEAM SELECTION:

#### Joeys

- |                   |                     |
|-------------------|---------------------|
| - Amlani Tatu     | - Henrique Oliveira |
| - Chris Irakoze   | - Malual Nichola    |
| - Feyzo Kasumovic | - Noah Ellul        |

#### Young Socceroos

- |                    |                       |
|--------------------|-----------------------|
| - Bailey O'Neil    | - Nathan Amanatidis   |
| - Ethan Alagich    | - Panagiotis Kikianis |
| - Fabian Talladira | - Panashe Madanha     |
| - Jonny Yull       | - Ryan White          |
| - Luka Jovanovic   | - Steven Hall (GK)    |
| - Musa Toure       |                       |

#### Olyroos

- |                     |                    |
|---------------------|--------------------|
| - Alex Popovic      | - Louis D'Arrigo   |
| - Ethan Alagich     | - Mohamed Toure    |
| - Ethan Cox (GK)    | - Panashe Madanha  |
| - Giuseppe Bovalina | - Steven Hall (GK) |
| - Lachlan Brook     | - Yaya Dukuly      |

#### Socceroos

- |                    |                     |
|--------------------|---------------------|
| - Brandon Borrello | - Nestory Irankunda |
| - Craig Goodwin    | - Paul Izzo         |
| - Joe Gauci        | - Riley McGree      |
| - Kusini Yengi     |                     |

### GIRLS' 2024 NATIONAL YOUTH TEAM SELECTIONS

#### Junior Matildas

- Ajok Mathiang
- Mia Trimboli (GK)
- Miley Grigg
- Sian Dewey
- Topaz Pawlaczyk (GK)

#### Young Matildas

- Ella Tonkin
- Emilia Murray
- Grace Wilson
- Tanaye Morris

#### Matildas

- Alex Chidiac
- Charli Grant

Ajok Mathiang, identified at 2024 Girls National Youth Championships



6 SA players have represented the Joeys in 2024 and 2 FSA staff members



## COACH EDUCATION

2024 has seen an increase in coaches being actively engaged in developing themselves. In 2025 we plan to deliver six C Diplomas, one B Diploma and an increased number of workshops. We are also excited to be able to offer club-based community courses that will be free of charge for a number of coaches.



*Michele Lastella was selected to be part of the Football Australia 2024 Pro Diploma*

## CLUB-BASED COACH OF THE COACHES.

In 2025 we will be focusing on supporting clubs to develop people that coach the coaches within their club. This role, often referred to as Technical Director or Coach Co-ordinator is vital to retention and development of coaches that will benefit players, and the overall experience involved.

In partnership with Adelaide United and PSV we will be identifying high performing club based Technical Directors at the end of the season and reward them with a personal development trip to PSV.







## COACH EDUCATION

2024

- IN NUMBERS -

## COACH EDUCATION 2024

C DIPLOMA  
COACHES

130

B DIPLOMA  
COACHES

26

A DIPLOMA  
COACHES

3

PRO DIPLOMA  
COACHES

2

FOOTBALL FOUNDATION  
COACHES

414

MINIROOS  
COACHES

108

COACH EDUCATION  
TUTORS

12

CET  
WORKSHOP

34

CPD OPPORTUNITIES  
PROVIDED

18

## FSA COACH EDUCATION 2024

	COURSES OFFERED	COACHES REGISTERED
MINIROOS	8	108
FOUNDATION OF FOOTBALL	20	414
FOUNDATION OF GOALKEEPING	2	42
C DIPLOMA	5	130
B DIPLOMA	1	26
A DIPLOMA	0	3
PRO DIPLOMA	0	2
CPD WORKSHOPS	18 HRS OFFERED	126
ANNUAL CONFERENCE	1	116
COACH EDUCATORS	-	12

## PLAYERS IDENTIFIED THROUGH FSA PROGRAMS (SINCE 2011)

## SA Boys

## NATIONAL PREMIER LEAGUES

Adam D'Agostino (Campbelltown)	Daniel Bradshaw-Scott (Croydon)	Joey Garuccio (Adelaide United)	Noah Benouzekri (Adelaide City)
Adam Leombruno (Adelaide United)	Daniel Bressan (Adelaide United)	John Solari (Adelaide Croatia Raiders)	Noah Blazeka (Raiders)
Adam Martinello (Croydon)	Daniel Kikianis (West Adelaide)	John Karatzas (West Adelaide)	Noah Ellul (Adelaide United)
Adam Piscioneri (Campbelltown City)	Daniel Solari (Sturt Lions)	Jok Akuen (Adelaide City)	Noah Holmes (Oakleigh Cannons)
Aladin Irabona (Adelaide United)	David Signore (Adelaide Olympic)	Jonathon D'Arrigo (Adelaide City)	Noah McNamara (Adelaide United)
Alan Welsh (Adelaide Comets)	Diamond Min (Metro Stars)	Jordan Maricic (Campbelltown)	Noah Smith (Adelaide United)
Alex Battistella (Adelaide City)	Dion Kirk (Campbelltown City)	Jordan Pudler (Adelaide City)	Oliver Julian (Adelaide Olympic)
Alex Redman (Cumberland)	Domenic Costanzo (Adelaide United)	Joshua Kavenagh (FK Beograd)	Oscar Page (Adelaide United)
Alex Solari (Adelaide Blue Eagles)	Dylan Pickert (Raiders)	Julian Ionni (Campbelltown)	Panagiotis Kikianis (Adelaide United)
Alexander Gountounas (Central Coast Mariners NPL)	Dylan Smith (Adelaide City)	Kairo Felix (Para Hills)	Panagiotis Politis (Comets)
Alexander Popovic (Adelaide United)	Elvis Kamsoba (Melbourne Knights)	Kane Vidmar (Adelaide United)	Panashe Madanha (Adelaide United)
Alexander Woodlands (Adelaide Comets)	Ethan Alagich (Adelaide United)	Kerrin Stokes (Adelaide City)	Patrick McGregor (Adelaide United)
Amlani Tatu (Adelaide United)	Ethan Cox (Adelaide United)	Keshav Shrestha (Adelaide United)	Paul Radice (Croydon Kings)
Anthony Mavrolambados (Comets)	Fergus Lynch (Adelaide United)	Kristin Konstandopoulos (Adelaide United)	Paul Wilson (Adelaide United)
Anthony Costa (Adelaide City)	Feyzo Kasumovic (Adelaide United)	Kur Kur (Adelaide City)	Peter Katsambis (West Adelaide)
Anthony Piscioneri (Campbelltown)	George Zacharias (Adelaide City)	Lachlan Czapla (Metro)	Rastko Ljubic (Olympic)
Antony Trimboli (Adelaide Blue Eagles)	Gideon Arok (Adelaide City)	Lachlan Brook (Adelaide United)	Raymond Muhoma (Croydon)
Arbi Mollas (Adelaide United)	Giorgio Parhas (Adelaide United)	Lewis Kiloh (Adelaide City)	Rhys Thompson (Adelaide Croatia Raiders)
Ariath Piol (Metro)	Giuseppe Bovalina (Adelaide United)	Liam Miller (Modbury Jets)	Riccardo Lippiello (Metro Stars)
Ashton Rinaldo (Adelaide United)	Habtmu Horne (Comets)	Luca Meggetto (Comets)	Rocco Caruso (Modbury Jets)
Austin Ayoubi (Adelaide City)	Harry Crawford (Adelaide United)	Luca Schiava (Sturt Lions)	Ryan White (Adelaide United)
Bae Versace (Adelaide United)	Harry Selinis (Adelaide Comets)	Luis Benedetti (Metro)	Ryan Wood (Blue Eagles)
Bailey O'Neill (Adelaide United)	Henry Lynch (Adelaide United)	Luka Blazevic (Adelaide United)	Ryan Yates (Adelaide United)
Bailey Truscott (Metro Stars)	Isaac Richards (Adelaide United)	Luka Dobrovolski (Wt Birkalla)	Saad Moukacher (Altona Magic)
Binyam Kebede (Adelaide United)	Jack Dawson (Sturt Lions)	Luka Jovanovic (Adelaide United)	Samed Altundag (Sturt Lions)
Blake Carpenter (Adelaide United)	Jack Ellis (South Adelaide)	Luke Frangakis (Metro)	Shaun Harvey (Campbelltown City)
Bradley Ballentine (Adelaide United)	Jack Yull (West Adelaide)	Malual Nichola (Adelaide United)	Sotiris Phillis (Adelaide United)
Bradley Corbo (Adelaide City)	Jacob Jones (Olympic)	Marc Marino (Campbelltown City)	Stefan Cali (Metro)
Calum Campbell (Adelaide United)	Jacob Williams (Campbelltown)	Marco Krantis (South Adelaide)	Stefan Matteo (Modbury)
Cameron Harris (Adelaide United)	Jai King-Byrne (Adelaide United)	Massimo Falco (Adelaide United)	Steven Hall (Adelaide United)
Cameron O'Doherty (Modbury)	Jaiden Diamantis (Adelaide Utd)	Matthew Jones (Adelaide City)	Taine Muscroft (South Adelaide)
Carlo Armiento (Adelaide City)	Jake Halliday (Campbelltown)	Michael Cittadini (Adelaide United)	Teeboy Kamara (Olympic)
Charlie Devereux (Adelaide United)	Jake Porter (Adelaide United)	Michael Gravas (Sturt Lions)	Thomas Visser (Cumberland)
Chris Skull (WT Birkalla)	James Boffa (Adelaide City)	Mitchell Betterman (South Adelaide)	Tumbika Kalua (West Adelaide)
Christian Migliaccio (Olympic)	James Carrocci (Adelaide United)	Mohamed Bility (Adelaide United)	Vincenzo Carbone (West Adelaide)
Christian Sotira (Blue Eagles)	Jamie Signorello (Campbelltown)	Mohamed Hassan (Adelaide United)	Vongai Maizda (Olympic)
Christopher Vivian (Adelaide United)	Jared Clark (Croydon)	Mohammed Hassan (Adelaide United)	William Mitev (Modbury)
Clifford Maina (Olympic)	Jason Konstandopoulos (Adelaide United)	Morgan Evans (South Melbourne)	Yiorgos Coutsemes (Adelaide United)
Cooper Nunn (Adelaide United)	Jaxson Bullen (Adelaide United)	Musa Toure (Adelaide United)	Zac Becker (WT Birkalla)
Cooper O'Donnell (Metro)	Jay Barnett (Adelaide United)	Ned Styles (Cumberland)	Zach Hristodouloupolos (Adelaide Comets)
Cooper Wegener (Modbury)	Jayden Lobasso (South Adelaide)	Nicholas Pedicini (Metro Stars)	Zade Heinicke (Croydon)
Cristian Aloisi (Adelaide City)	Jean Paul Mbembe (Adelaide United)	Nicholas Robinson (Adelaide City)	Zalan Melegh (Sturt Lions)
Damian Ljubic (Olympic)	Jed Gauci (Adelaide City)	Nicholas Samaras (Sturt Lions)	
	Joel Smith (South Adelaide)	Nicholas Polli (WT Birkalla)	2004 Season

## ADELAIDE UNITED YOUTH TEAM

Adam Leombruno	Calum Campbell	Gideon Arok	Jordan O'Doherty	Mohamed Hassan	Riley McGree
Aladin Irabona	Cameron Harris	Giorgio Parhas	Kane Vidmar	Morgan Evans	Ryan Yates
Alec Miaolo	Charlie Devereux	Giuseppe Bovalina	Keshav Shrestha	Musa Toure	Sajjad Ali Nasiri
Alexander Popovic	Christopher Vivian	Henrique Oliveira	Kyle Crout	Mutsa Mupandawana	Sebastian Tarasenko
Ali Mohtashami	Cooper Nunn	Henry Lynch	Lachlan Brook	Nicholas Pedicini	Sotiris Phillis
Amlani Tatu	Daniel Bressan	Isaac Richards	Lewis Kiloh	Nicholas Samaras	Stanley Hlawn Ching
Apostolos Stamatelopoulou	Daniel Margush	Jai King-Byrne	Liam Andijanto	Noah Ellul	Steven Hall
Arbi Mollas	David Kabazo	Jaiden Diamantis	Liam Stam	Noah McNamara	Tommy Stokes
Ashton Rinaldo	David Mapstone	Jake Porter	Luka Blazevic	Noah Smith	Vincenzo Carbone
Bae Versace	Domenic Costanzo	James Carrocci	Luka Jovanovic	Oscar Page	Vongai Maizda
Bailey O'Neill	Emerson Koenig	Jason Konstandopoulos	Malual Nichola	Panagiotis Kikianis	Yaseen Kasumovic
Bailey Truscott	Ethan Alagich	Jasper Kelley	Marc Marino	Panashe Madanha	Yiorgos Coutsemes
Ben Warland	Ethan Cox	Jaxson Bullen	Marck Ochieng	Patrick McGregor	Zak Waters
Binyam Kebede	Fabian Grelli	Jean Paul Mbembe	Massimo Falco	Paul Wilson	
Blake Carpenter	Fergus Lynch	Joey Garuccio	Matias Aloisi	Peter Katsambis	
Bradley Ballentine	Feyzo Kasumovic	Jordan Maricic	Michael Cittadini	Rastko Ljubic	



## JOEYS/YOUNG SOCCEROOS

Adam Leombruno	Chris Irakoze	Jasper Kelley	Malual Nichola	Panashe Madanha	Steven Hall
Alexander Popovic	Ethan Alagich	Jordan Pudler	Marco Krantis	Raphael Rodrigues	Teeboy Kamara
Amlani Tatu	Ethan Cox	Kane Vidmar	Mark Ochieng	Riley McGree	Tommy Stokes
Bailey O'Neill	Fabian Talladira	Lachlan Brook	Mohamed Toure	Ryan White	Yaya Dukuly
Ben Warland	Feyzo Kasumovic	Louis D'Arrigo	Nestory Irankunda	Ryan Yates	Zak Waters
Bernardo Oliveira	Henrique Oliveira	Luka Blazevic	Noah Ellul	Sotiris Phillis	
Charlie Devereux	Jacob Melling	Luka Jovanovic	Panagiotis Kikianis	Stefan Mauk	

## HYUNDAI A-LEAGUE

Alexander Popovic (Adelaide United)	Elvis Kamsoba (Melbourne Victory)	Kerrin Stokes (Melb City)	Panashe Madanha (Adelaide United)
Allan Welsh (Newcastle)	Ethan Alagich (Adelaide United) 50	Kusini Yengi (Adelaide United)	Raphael Rodrigues (Melb City)
Apostolos Stamatopoulos (Adelaide United)	Ethan Cox (Adelaide United)	Lachlan Brook (Adelaide United)	Riley McGree (Adelaide United)
Ariath Piol (Macarthur Bulls)	Giuseppe Bovalina (Adelaide United)	Louis D'Arrigo (Adelaide United)	Ryan White (Adelaide United)
Austin Ayoubi (Adelaide United)	Isaac Richards (Adelaide United)	Luis Lawrie-Lattanzio (Melb Victory)	Ryan Kitto (Adelaide United)
Awar Mabil (Adelaide United)	Jacob Melling (Adelaide United)	Luka Jovanovic (Adelaide United)	Stefan Mauk (Melbourne City)
Ben Garuccio (Adelaide United)	Jay Barnett (Melb Victory)	Marc Marino (Melb Heart)	Steven Hall (Adelaide United)
Ben Warland (Adelaide United)	Joe Gauci (Adelaide United)	Mark Ochieng (Adelaide United)	Taras Gomulka (Adelaide United)
Bernardo Oliveira (Adelaide United)	Jonny Yull (Adelaide United)	Mohamed Toure (Adelaide United)	Teeboy Kamara (Adelaide United)
Brandon Borrello (Brisbane Roar)	Jordan Elsey (Adelaide United)	Musa Toure (Adelaide United)	Yaya Dukuly (Adelaide United)
Carlo Armiento (Adelaide United)	Jordan O'Doherty (Adelaide United)	Nestory Irankunda (Adelaide United)	
Daniel Margush (Adelaide United)	Joshua Barresi (Newcastle Jets)	Noah Smith (Adelaide United)	
Dylan Smith (Adelaide United)	Kane Vidmar (Western United)	Panagiotis Kikianis (Adelaide United)	

## PLAYED OR PLAYING OVERSEES

Alexander Popovic	Ben Garuccio	Joe Gauci	Louis D'Arrigo	Riley McGree
Apostolos Stamatopoulos	Brandon Borello	Jordan Elsey	Mohamed Toure	Stefan Mauk
Ariath Piol	Elvis Kamsoba	Kusini Yengi	Musa Toure	Steven Hall
Awer Mabil	Giuseppe Bovalina	Lachlan Brook	Nestory Irankunda	Yaya Dukuly

## SA Girls

## WESTFIELD W-LEAGUE

Alex Chidiac	Cheyenne Hammond	Emily Hodgson	Grace Abbey	Lauren Steer	Ruth Wallace
Abbey Burns	Claudia Jenkins	Emma Checker	Grace Wilson	Madeline Wright	Sarah Willacy
Ella Tonkin	Dragana Kijajic	Erin Kontousikos	Ilona Melegh	Matilda McNamara	Sasha Coorey
Inana Toovey	Dylan Holmes	Evelyn Goldsmith	Isabel Hodgson	Miley Grigg	Sian Dewey
Abbey Burns	Ebony Philcox	Gaby Bentley	Jessica Waterhouse	Miley Grigg	Zoe Tolland
Abby Middleton	Elysha Magor	Georgia Campagnale	Katie Bowler	Monique Iannella	
Cassie Tsoumbris	Emilia Murray	Georgia Iannella	Kristi Harvey	Nora Peat	
Charlotte Grant	Emily Condon	Georgia Macri	Laura Johns	Racheal Quigley	

## WESTFIELD MATILDAS/YOUNG MATILDAS

Alex Chidiac*	Dylan Holmes	Emily Condon	Grace Abbey	Madeline Wright	Tanaye Morris
Abbey Burns	Ella Tonkin	Emily Hodgson	GRACE WILSON	Monique Iannella	*Current Matilda
Abby Middleton	Emilia Murray	Emma Checker	Inana Toovey	Nora Peat	
Charlotte Grant*	Emilia MURRAY	Georgia Iannella	Libby Davey	Sasha Coorey	

## FUTURE MATILDAS SQUAD

Ella Tonkin	Katie Bowler	Zoe Tolland
-------------	--------------	-------------

## U17 NATIONAL TEAM

Alex Chidiac	Hayley Wellington	Ajok Mathiang	Charlie King	Jessica Waterhouse	Piper Cosgrove
Camila Madriz	Libby Davy	Anastasia Marzili	Chelsie Dawber	Melissa Bosco	Sian Dewey
Claire Scarpin	Lily Barber	Anastasia Simic	Grace Abbey	Mia Trimboli	Stella Wiererek
Grace Wilson	Sasha Coorey	Annalise Simpson	Gracen Blieschke	Miley Grigg	Topaz Pawlaczyk

## PLAYING/ PLAYER OVERSEAS

Charlotte Grant	Alex Chidiac
-----------------	--------------

## US COLLEGE

Abbey Burns	Aimee Benton	Camila Madriz Figueroa	Claire Scarpin	Grace Wilson	Libby Davy
-------------	--------------	------------------------	----------------	--------------	------------



# 2024 EVENTS

PREPARED BY

- DANIEL SCORSONELLI / GEORGE GEORGANAS / ELVIRA LIAPTSIS -







### WNPL & WSL SEASON LAUNCH

The WNPL & WSL Season Launch took place on 1 March 2024 at ServiceFM Stadium, celebrating and promoting women's football in South Australia. The event highlighted the achievements of the previous season while generating excitement for the 2024 campaign.

The gathering welcomed numerous guests, including stakeholders, sponsors, players, coaches, and community members, fostering a strong sense of unity and support for women's football.

Powerful speeches from Football Director Dr Jane Rathjen and special guests emphasised the growth of women's football and the critical role of community support in encouraging increased participation.

An engaging opening video showcased highlights from the previous season, and a panel discussion featuring coaches and captains provided valuable insights and aspirations for the year ahead.

Guests enjoyed a shared meal, offering the opportunity to connect and engage in meaningful conversations about the future of the women's game.

A heartfelt thank you to all our partners and stakeholders for their support of the event. Their commitment to advancing women's football continues to play a vital role in growing the game and fostering community engagement across South Australia.



Overall, the season launch was a great success, setting a positive tone for the year ahead and reaffirming the importance of collaboration and community in women's football.

## GRAND FINAL DINNER

The 2024 RAA National Premier League Grand Final Pre-Match Dinner was held on the evening of September 6, 2024 at ServiceFM Stadium, bringing together players, coaches, officials, and supporters to celebrate the culmination of the football season. The event recognised the achievements of the teams reaching the Grand Final and honoured individuals being inducted as 2024 Football South Australia Life Members.

The evening commenced with a highlight reel showcasing key moments from the 2024 season, allowing attendees to relive the excitement leading up to the Grand Final.

Dr. Jane Rathjen, President of Football South Australia: Delivered an inspiring speech acknowledging the contributions of the teams and the vibrant football community in South Australia.

Hon. Katrine Hilyard MP, Minister for Recreation, Sport and

Racing: Shared the government's ongoing support for football, emphasising the sport's importance in the community.

There was an engaging discussion with the coaches of the competing teams, MetroStars and Campbelltown City. Coaches Danny Grayston and Michael Matricciani provided insights into their teams' performances and expectations for the Grand Final.

A special recognition segment was planned for half-time, where newly inducted life members were acknowledged for their contributions to the sport.

The pre-match dinner successfully set the stage for the Grand Final. The event highlighted the achievements of the teams and the contributions of individuals within the football community. Football South Australia extends gratitude to all sponsors, attendees, and participants for making this event a memorable celebration of local football.



## NPL ALL STARS VS ADELAIDE UNITED

### EVENT OVERVIEW

The inaugural NPL All Stars vs. Adelaide United matches showcased the best talents from South Australia, held at ServiceFM Stadium following the 2024 Men's and Women's seasons. The collaborative effort between Football SA and Adelaide United aimed to celebrate local talent and foster community engagement. Both games drew significant crowds, highlighting the community's passion for football and the desire for this event to become an annual celebration.

### WOMEN'S ALL-STAR MATCH

DATE Sunday, September 22, 2024

RESULT WNPL All-Stars 1 - 2 Adelaide United

The Women's match coincided with the Junior Cup Final, drawing an enthusiastic crowd. Despite the WNPL All-Stars trailing 2-0, their resilience was evident, particularly with Georgie Nicola's late goal in the 88th minute, which sparked hopes for a dramatic comeback. The match concluded at 2-1 in favour of Adelaide United, providing an excellent platform to showcase the depth of female talent in South Australia.

### WNPL All-Stars Squad

#### GOALKEEPERS

Erin Murphy (West Adelaide), Matilda Comley (Salisbury Inter)

#### DEFENDERS

Elena Psaroulas (Adelaide Comets), Elle Pirintzis (WT Birkalla), Emma Cotgrove (Metro United), Gemma Macfarlane (West Adelaide), Laura Johns (West Adelaide), Victoria Costanzo (West Adelaide)

#### MIDFIELDERS

Harriet Burnett (West Adelaide), Jasmine Styles (Salisbury Inter), Michaela Belmonte (Adelaide University), Niina Yamada (Sturt Lions), Stella Wieczorek (C) (Football SA), Yuka Sasaki (Adelaide Comets)

#### FORWARDS

Emily Heazlewood (Adelaide Comets), Georgie Nicola (Adelaide Comets), Haruna Sugihara (Adelaide Comets), Nicole Blackett (VC) (West Adelaide)

### Team Staff

HEAD COACH Kosta Jaric

ASSISTANT COACHES Owen Gallas, Robson Burnett

PHYSIOTHERAPIST Jacqueline Wingate





### MEN'S ALL-STAR MATCH

DATE Friday, September 27

RESULT NPL All-Stars 0 - 5 Adelaide United

In a dynamic display, the Men's All-Stars started strong but struggled against the clinical finishing of Adelaide United. The A-League side scored twice in the first half, extending their lead with a goal in the 62nd minute and two late goals, sealing a 5-0 victory. Despite the scoreline, the NPL players, many of whom had not played competitively for weeks, showcased promising performances.

### NPL Men's Squad

#### GOALKEEPERS

Ryan Neild (Modbury Jets), Yanni Delengas (Para Hills Knights)

#### DEFENDERS

Jackson Walls (VC) (MetroStars), Jayden Lobasso (Adelaide Comets), Marco Torriani (Adelaide Olympic), Noah McNamara (MetroStars), Timothy Henderson (C) (Modbury Jets)



#### MIDFIELDERS

Cameron Woodfin (MetroStars), Daniel Bressan (Adelaide City), Froribert Niyonkuru (FK Beograd), Hamish Gow (MetroStars), Jesse Francesca (Modbury Jets)

#### FORWARDS

Hamish McCabe (Modbury Jets), Jonathon Rideout (South Adelaide), Joshua Mori (Campbelltown City), Marc Marino (Campbelltown City), Michael Cittadini (MetroStars), Ren Nagamatsu (MetroStars)

### Team Staff

HEAD COACH Daniel Graystone

ASSISTANT COACHES Adam Holmes, Adam Van Dommele

GOALKEEPER COACH Anthony Breaden

PHYSIOTHERAPIST Harrison Saleeba



With over 2,000 attendees across both matches, the inaugural NPL All Stars event was a resounding success, highlighting the strength and talent within South Australian football. The event not only provided entertainment but also reinforced the importance of community in supporting local athletes. There are exciting plans in the works to enhance and expand the event for 2025, promising an even greater showcase of football talent. Special thanks to Adelaide United for their support in organising this thrilling celebration of local football!



# RAA CELEBRATION OF FOOTBALL

PREPARED BY

- ELVIRA LIAPTSIS -

The RAA Celebration of Football, Football South Australia's flagship awards event, marked another milestone in 2024 as it welcomed over 1,000 attendees for the third consecutive year. Held at the prestigious Adelaide Convention Centre, this annual event celebrated the remarkable achievements of South Australia's football community during the 2024 season.

Hosted by the dynamic duo Jarrod Walsh and Rosie Panetta, the event brought together a vibrant mix of players, match officials, volunteers, family, friends, and the broader football community. Among the audience were legends of the game, both past and present, and the newest Hall of Fame inductee—all under the dazzling lights of the Convention Centre.

A highlight of the evening was the recognition of outstanding contributions and performances throughout the season. Awards presented included NPL & WNPL Team of the Year, Under 18 and Reserve Premier and State League Players of the Year, Referee Awards and 2024 Highest Goal Scorers. Additionally, the Football SA Community Awards honoured the invaluable efforts of players, volunteers, and coaches who tirelessly support and grow the sport across South Australia.

The Hall of Fame Induction ceremony was a special moment for all, celebrating the dedication and achievements of long-standing contributors to the game. This year, Nathan Day was inducted into the Hall of Champions, recognised for his Outstanding Performance.

## AWARD HIGHLIGHTS

### **Shirley Brown WNPL Player of the Year**

Co-winners Racheal Quigley (West Adelaide) and Anastasia Willoughby (Flinders United), both earning 24 points.

### **Sergio Melta Medal - RAA NPL SA Player of the Year**

Winner Hamish McCabe (Modbury Jets) with 23 votes, narrowly edging out Harrison Conant (Para Hills Knights) on 22 votes.

### **Mike Ingham Referee of the Year:**

Christian Verdicchio was honoured as Referee of the Year, recognising his outstanding performance throughout an exceptional season.

Football South Australia extends its heartfelt congratulations to all the winners and nominees for their exceptional contributions in 2024. The evening was a true celebration of football's ability to inspire, unite, and create lasting memories for everyone involved.

The RAA Celebration of Football continues to exemplify the passion and spirit of the South Australian football community, and Football South Australia looks forward to another incredible season in 2025.



# RAA Celebration OF FOOTBALL





# AWARD WINNERS

## RAA National Premier League



Hamish  
McCabe

### PLAYER OF THE YEAR AWARD

**Sergio Melta Medal**

Hamish McCabe Modbury Jets

### COACH OF THE YEAR

**Martyn Crook Trophy**

Maurice Natale Modbury Jets

### JOHN ALOISI RISING STAR

Amlani Tatu Adelaide United

### GOLD BOOT AWARD

Ren Nagamatsu MetroStars

### GOALKEEPER OF THE YEAR

**Peter Nikolich Trophy**

Ryan Neild Modbury Jets

### RESERVES PLAYER OF THE YEAR

**Charlie Caruso Award**

Luca Desciscio Campbelltown City

### UNDER 18 PLAYER OF THE YEAR

**John Francis Award**

Joshua Zganec  
Adelaide Croatia Raiders

TOP  
12

### SERGIO MELTA MEDAL

The Top Twelve Place Getters were:

Hamish McCabe	Modbury Jets	23
Harrison Conant	Para Hills Knights	22
Hamish Gow	MetroStars	19
Jason Konstandopoulos	FK Beograd	19
Alexander Mullen	Campbelltown City	19
Ren Nagamatsu	MetroStars	17
Katsuyoshi Kimishima	Adelaide Croatia Raiders	15
Adam Pisconeri	Adelaide City	14
Daniel Bressan	Adelaide City	13
Jaideen Diamantis	Croydon FC	13
Joshua Mori	Campbelltown City	13
Cameron Woodfin	MetroStars	13

### GATORADE TEAM OF THE YEAR

#### Goalkeeper

Ryan Neild Modbury Jets

#### Defenders

Jayden Lobasso Adelaide Comets  
Daniel Mullen Campbelltown City  
Timothy Henderson Modbury Jets  
Jackson Walls MetroStars

#### Midfielders

Alexander Mullen Campbelltown City  
Hamish Gow MetroStars  
Cameron Woodfin MetroStars

#### Forwards

Hamish McCabe Modbury Jets  
Ren Nagamatsu MetroStars  
Marc Marino Campbelltown City

## State League One Awards

### PLAYER OF THE YEAR

**Bob Telfer Medal**

Dante Isla Cacciavillani Adelaide Blue Eagles

### COACH OF THE YEAR

Stav Gelekis WT Birkalla

### GOLD BOOT AWARD

**Milan Ivanovic Trophy**

Matt Taylor Salisbury United

### GOALKEEPER OF THE YEAR

**Les Ivory Trophy**

Nicholas Harpas WT Birkalla

### RESERVES PLAYER OF THE YEAR

**Len Alagich Award**

Lachlan Holdcroft Playford City

### UNDER 18S PLAYER OF THE YEAR

**Rab Jones Award**

Lucas Bostos West Adelaide

## Women's State League Awards

### PLAYER OF THE YEAR

**Anne Sergeant Medal**

Stella Rigon Campbelltown City

### COACH OF THE YEAR

Benjamin Dale South Adelaide

### GOLD BOOT AWARD

Monica Brown Elizabeth Grove

### GOALKEEPER OF THE YEAR

Hannah Toomey Campbelltown City

### RESERVES PLAYER OF THE YEAR

Lily Jinks South Adelaide

## State League Two Awards

### PLAYER OF THE YEAR AWARD

Hugo Rimington Adelaide University

### COACH OF THE YEAR

Jim Karatzas Pontian Eagles

### GOLD BOOT AWARD

Jeremia Kashindi Pontian Eagles

### GOALKEEPER OF THE YEAR

Ryan Veitch Cove FC

### RESERVES PLAYER OF THE YEAR

Abbas Habib Port Adelaide

### UNDER 18S PLAYER OF THE YEAR

Trae Arbon Noarlunga United



Women's National  
Premier LeaguesTOP  
10

## SHIRLEY BROWN MEDAL

The Top Ten Place Getters were:

Racheal Quigley	West Adelaide	24
Anastasia Willoughby	Flinders United WFC	24
Stella Wiczorek	Football SA	20
Yuka Sasaki	Adelaide Comets	18
Nicole Blackett	West Adelaide	17
Chantelle Ryder	Salisbury Inter	17
Emily Heazlewood	Adelaide Comets	16
Meleri Mullan	West Adelaide	16
Georgie Nicola	Adelaide Comets	16
Niina Yamada	Sturt Lions	15

## PLAYER OF THE YEAR

**Shirley Brown Medal**

Anastasia Willoughby	Flinders United WFC
Racheal Quigley	West Adelaide

## COACH OF THE YEAR

**Bob Bush Trophy**

Kosta Jaric	West Adelaide
-------------	---------------

## FEMALE RISING STAR

Ilonah Melegh	Football SA
---------------	-------------

## GOLD BOOT AWARD

Racheal Quigley	West Adelaide
-----------------	---------------

## GOALKEEPER OF THE YEAR

Erin Murphy	West Adelaide
-------------	---------------

## RESERVE PLAYER OF THE YEAR

Ebony Kyriacou	Metro United
----------------	--------------

## GATORADE TEAM OF THE YEAR

**Goalkeeper**

Erin Murphy	West Adelaide
-------------	---------------

**Defenders**

Gemma Macfarlane	West Adelaide
Anastasia Simic	Football SA
Victoria Costanzo	West Adelaide
Laura Johns	West Adelaide

**Midfielders**


Yuka Sasaki	Adelaide Comets
Niina Yamada	Sturt Lions
Alison Atkins	Adelaide City

**Forwards**

Emily Heazlewood	Adelaide Comets
Racheal Quigley	West Adelaide
Haruna Sugihara	Adelaide Comets



## Referee Awards



## REFeree OF THE YEAR

**Mike Ingham Award**

Christian Verdicchio

## ASSISTANT REFeree OF THE YEAR

Liam Miller

## YOUNG REFeree OF THE YEAR

**Mick O'Malley Award**

Tom Brinkworth

## REFeree RISING STAR

Joseph Bojcevski

## Community Awards

WOMEN'S DIVISION 6 SOUTH  
PLAYER OF THE YEAR

Judy Rathjen	Sturt Lions
--------------	-------------

WOMEN'S DIVISION 5 NORTH  
PLAYER OF THE YEAR

Kaylah Owen	Elizabeth Vale Soccer Club
-------------	----------------------------

WOMEN'S DIVISION 5 SOUTH  
PLAYER OF THE YEAR

Laura Hilleson-Perrett	Aldinga Soccer Club
------------------------	---------------------

WOMEN'S DIVISION 4 NORTH  
PLAYER OF THE YEAR

Nikki Kelly	Pontian Eagles
-------------	----------------

WOMEN'S DIVISION 4 SOUTH  
PLAYER OF THE YEAR

Elloise Trotta	Adelaide Atletico
----------------	-------------------

WOMEN'S DIVISION 3  
PLAYER OF THE YEAR

Kristyn Bell	Adelaide University
--------------	---------------------

WOMEN'S DIVISION 2  
PLAYER OF THE YEAR

Maria Poulakis	Adelaide Cobras
----------------	-----------------

WOMEN'S DIVISION 1  
PLAYER OF THE YEAR

Khatima Sultani	Ghan Kilburn
-----------------	--------------

COMMUNITY VOLUNTEER  
OF THE YEAR

Dimitri Peppas	MetroStars
----------------	------------

COMMUNITY COACH  
OF THE YEAR

James Fox	WT Birkalla
-----------	-------------



RAA NPLSA MEN'S CHAMPIONS - CAMPBELLTOWN CITY



WOMEN'S NPLSA CHAMPIONS - SALISBURY INTER





## STATE LEAGUE 1 CHAMPIONS - PLAYFORD CITY



## WOMEN'S STATE LEAGUE CHAMPIONS - CAMPBELLTOWN CITY



## STATE LEAGUE 2 CHAMPIONS - THE COVE





# FINANCIAL STATEMENTS





## Statement of profit or loss and other comprehensive income

### FOR THE YEAR ENDED 31 DECEMBER 2024

	NOTE	2024 \$	2023\$
Grant revenue	4	530,737	1,204,522
Other revenue	5	10,227,170	8,891,981
<b>EXPENSES</b>			
Competition expenses		(2,960,053)	(2,724,705)
Facility funding expenses		-	(476,869)
Training and development expenses		(878,721)	(732,732)
Facility expenses		(1,256,762)	(1,131,296)
Employee benefits expense		(3,382,298)	(3,107,804)
FFA expenses		(603,871)	(515,435)
Depreciation expense		(188,761)	(157,661)
Bad debt expense		(51,307)	-
Other expenses		(61,702)	(7,101)
Administration expenses		(777,649)	(831,214)
Finance costs		(37,947)	(42,494)
<b>OPERATING SURPLUS</b>		<b>558,836</b>	<b>369,192</b>
Sinking fund provision expense		(220,000)	(220,000)
Depreciation and amortisation expense (properties)		(312,143)	(308,541)
Provision for doubtful debt expense		(110,721)	-
<b>DEFICIT FOR THE YEAR attributable to the members of Football Federation SA Incorporated</b>		<b>(84,028)</b>	<b>(159,349)</b>
Other comprehensive income for the year		-	-
<b>TOTAL COMPREHENSIVE INCOME FOR THE YEAR attributable to the members of Football Federation SA Incorporated</b>		<b>(84,028)</b>	<b>(159,349)</b>

The above statement of profit or loss and other comprehensive income should be read in conjunction with the accompanying notes

## Statement of financial position

### AS AT 31 DECEMBER 2024

	NOTE	2024 \$	2023\$
<b>ASSETS</b>			
<b>CURRENT ASSETS</b>			
Cash and cash equivalents	6	1,110,270	667,430
Trade and other receivables	7	1,389,469	716,276
Inventories	8	115,484	79,174
Financial assets	9	628,942	1,442,116
Other assets	11	-	42,167
Total current assets		3,244,165	2,947,163
<b>NON-CURRENT ASSETS</b>			
Property, plant and equipment	12	4,274,160	4,365,620
Right-of-use assets	10	233,023	262,084
Total non-current assets		4,507,183	4,627,704
<b>TOTAL ASSETS</b>		<b>7,751,348</b>	<b>7,574,867</b>
<b>LIABILITIES</b>			
<b>CURRENT LIABILITIES</b>			
Trade and other payables	13	663,633	781,512
Income in advance		572,500	796,465
Lease liabilities	14	47,483	51,592
Unexpended grants		370,631	55,809
Provisions	15	597,565	477,871
Total current liabilities		2,251,812	2,163,249
<b>NON-CURRENT LIABILITIES</b>			
Lease liabilities	14	254,665	295,948
Provisions	15	506,452	293,223
Total non-current liabilities		761,117	589,171
<b>TOTAL LIABILITIES</b>		<b>3,012,929</b>	<b>2,752,420</b>
<b>NET ASSETS</b>		<b>4,738,419</b>	<b>4,822,447</b>
<b>EQUITY</b>			
Reserves		510,000	510,000
Retained surplus		4,228,419	4,312,447
<b>TOTAL EQUITY</b>		<b>4,738,419</b>	<b>4,822,447</b>

The above statement of financial position should be read in conjunction with the accompanying notes

## Statement of changes in equity

### FOR THE YEAR ENDED 31 DECEMBER 2024

	CAPITAL REPLACEMENT RESERVE \$	RETAINED SURPLUS \$	TOTAL EQUITY \$
Balance at 1 January 2023	510,000	4,471,796	4,981,796
Deficit for the year	-	(159,349)	(159,349)
Other comprehensive income for the year	-	-	-
Total comprehensive income for the year	-	(159,349)	(159,349)
Balance at 31 December 2023	510,000	4,312,447	4,822,447
Balance at 1 January 2024	510,000	4,312,447	4,822,447
Deficit for the year	-	(84,028)	(84,028)
Other comprehensive income for the year	-	-	-
Total comprehensive income for the year	-	(84,028)	(84,028)
Balance at 31 December 2024	510,000	4,228,419	4,738,419

The above statement of changes in equity should be read in conjunction with the accompanying notes

## Statement of cash flows

### FOR THE YEAR ENDED 31 DECEMBER 2024

	NOTE	2024 \$	2023\$
<b>CASH FLOWS FROM OPERATING ACTIVITIES</b>			
Receipts from grants and customers		11,246,257	10,306,149
Payments to suppliers and employees		(11,266,516)	(10,809,029)
Finance costs		(37,947)	(42,494)
Interest received		105,022	21,330
Net cash from/(used in) operating activities	20	46,816	(524,044)
<b>CASH FLOWS FROM INVESTING ACTIVITIES</b>			
Payments for property, plant and equipment	12	(364,835)	(218,094)
Proceeds from disposal of financial assets		808,169	887,330
Net cash from investing activities		443,334	669,236
<b>CASH FLOWS FROM FINANCING ACTIVITIES</b>			
Repayment of lease liabilities		(47,310)	(38,859)
Net cash used in financing activities		(47,310)	(38,859)
Net increase in cash and cash equivalents		442,840	106,333
Cash and cash equivalents at the beginning of the financial year		667,430	561,097
Cash and cash equivalents at the end of the financial year	6	1,110,270	667,430

The above statement of cash flows should be read in conjunction with the accompanying notes

## Notes to the financial statements

**FOR THE YEAR ENDED 31 DECEMBER 2024****Note 1. General information**

Football Federation SA Incorporated is a not-for-profit incorporated association, incorporated and domiciled in Australia. The financial statements are presented in Australian dollars, which is Football Federation SA Incorporated's functional and presentation currency.

**Registered office and principal place of business**

SA State Centre of Football  
Matildas Drive, Gepps Cross  
South Australia

The financial statements were authorised for issue on 31 March 2025.

**Note 2. Material accounting policy information**

The accounting policies that are material to the incorporated association are set out below. The accounting policies adopted are consistent with those of the previous financial year, unless otherwise stated.

**Basis of preparation**

This special purpose financial report has been prepared for the purposes of complying with the *Associations Incorporation Act 1985*. The directors have determined that the association is not a reporting entity.

The financial statements, except for the cash flow information, have been prepared on an accruals basis and are based on historical costs, modified, where applicable, by the measurement at fair value of selected non-current assets, financial assets and financial liabilities. The amounts presented in the financial statements have been rounded to the nearest dollar. The following significant accounting policies, which are consistent with the previous period unless stated otherwise, have been adopted in the preparation of these financial statements.

**Income Tax**

The Association is not subject to income tax and therefore no income tax expense or income tax payable is shown in the financial statements.

**Cash and cash equivalents**

Cash and cash equivalents include cash on hand, deposits held at-call with banks, other short term highly liquid investments with original maturities of three months or less, and bank overdrafts.

**Trade and other receivables**

Trade receivables and other debtors include amounts due from members as well as amounts receivable from customers for goods sold in the ordinary course of business. Receivables expected to be collected within 12 months of the end of the reporting period are classified as current assets. All other receivables are classified as non-current assets.

Accounts receivable are initially recognised at fair value and subsequently measured at amortised cost using the effective interest method, less an allowance for expected credit losses.

Other receivables are recognised at amortised cost, less any allowance for expected credit losses.

**Inventories**

Inventories held for sale are measured at the lower of cost and net realisable value.

**Investments and other financial assets**

Investments and other financial assets are initially measured at fair value. Transaction costs are included as part of the initial measurement, except for financial assets at fair value through profit or loss. Such assets are subsequently measured at either amortised cost or fair value depending on their classification. Classification is determined based on both the business model within which such assets are held and the contractual cash flow characteristics of the financial asset unless an accounting mismatch is being avoided.

Financial assets are derecognised when the rights to receive cash flows have expired or have been transferred and the incorporated association has transferred substantially all the risks and rewards of ownership. When there is no reasonable expectation of recovering part or all of a financial asset, its carrying value is written off.

*Financial assets at amortised cost*

A financial asset is measured at amortised cost only if both of the following conditions are met: (i) it is held within a business model whose objective is to hold assets in order to collect contractual cash flows; and (ii) the contractual terms of the financial asset represent contractual cash flows that are solely payments of principal and interest.

*Impairment of financial assets*

The incorporated association recognises a loss allowance for expected credit losses on financial assets which are either measured at amortised cost or fair value through other comprehensive income. The measurement of the loss

allowance depends upon the incorporated association's assessment at the end of each reporting period as to whether the financial instrument's credit risk has increased significantly since initial recognition, based on reasonable and supportable information that is available, without undue cost or effort to obtain.

**Property, plant and equipment**

Plant and equipment are measured on the cost basis and are therefore carried at cost less accumulated depreciation and any accumulated impairment losses. In the event the carrying amount of plant and equipment is greater than its estimated recoverable amount, the carrying amount is written down immediately to its estimated recoverable amount and impairment losses recognised in surplus or deficit. A formal assessment of recoverable amount is made when impairment indicators are present.

The depreciable amount of all fixed assets, including buildings and capitalised lease assets, is depreciated on a diminishing value basis over the asset's useful life commencing from the time the asset is held ready for use. Leasehold improvements are depreciated over the shorter of either the unexpired period of the lease or the estimated useful lives of the improvements.

The depreciation rates used for each class of depreciable asset are:

Leasehold improvements	5.0%
Plant and equipment	7.5% to 50%
Motor vehicles	17.5%

The assets' residual values and useful lives are reviewed and adjusted, if appropriate, at the end of each reporting period.

Gains and losses on disposals are determined by comparing net proceeds with the carrying amount. These gains and losses are recognised in surplus or deficit in the period in which they occur.

**Right-of-use assets**

A right-of-use asset is recognised at the commencement date of a lease. The right-of-use asset is measured at cost, which comprises the initial amount of the lease liability, adjusted for, as applicable, any lease payments made at or before the commencement date net of any lease incentives received, any initial direct costs incurred, and, except where included in the cost of inventories, an estimate of costs expected to be incurred for dismantling and removing the underlying asset, and restoring the site or asset.

Right-of-use assets are depreciated on a straight-line basis over the unexpired period of the lease or the estimated useful life of the asset, whichever is the shorter. Where the incorporated association expects to obtain ownership of the leased asset at the end of the lease term, the depreciation is over its estimated useful life. Right-of-use assets are subject to impairment or adjusted for any remeasurement of lease liabilities.

The Association has elected not to recognise a right-of-use asset and corresponding lease liability for short-term leases with terms of 12 months or less and leases of low-value assets. Lease payments on these assets are expensed to profit or loss as incurred.

**Impairment of assets**

At the end of each reporting period, the association assesses whether there is any indication that an asset may be impaired. If such an indication exists, an impairment test is carried out on the asset by comparing the recoverable amount of the asset, being the higher of the asset's fair value less costs to sell and value in use, to the asset's carrying amount. Any excess of the asset's carrying amount over its recoverable amount is recognised immediately in surplus or deficit.

Where it is not possible to estimate the recoverable amount of an individual asset, the association estimates the recoverable amount of the cash-generating unit to which the asset belongs.

Where the future economic benefits of the asset are not primarily dependent upon the asset's ability to generate net cash inflows and when the entity would, if deprived of the asset, replace its remaining future economic benefits, value in use is determined as the depreciated replacement cost of an asset.

**Trade and other payables**

Accounts payable and other payables represent the liabilities outstanding at the end of the reporting period for goods and services received by the association during the reporting period that remain unpaid. The balance is recognised as a current liability with the amounts normally paid within 30 days of recognition of the liability.

**Provisions**

Provisions are recognised when the association has a legal or constructive obligation, as a result of past events, for which it is probable that an outflow of economic benefits will result and that outflow can be reliably measured. Provisions recognised represent the best estimate of the amounts required to settle the obligation at the end of the reporting period.

**Lease liabilities**

A lease liability is recognised at the commencement date of a lease. The lease



liability is initially recognised at the present value of the lease payments to be made over the term of the lease, discounted using the interest rate implicit in the lease or, if that rate cannot be readily determined, the Association's incremental borrowing rate. Lease payments comprise of fixed payments less any lease incentives receivable, variable lease payments that depend on an index or a rate, amounts expected to be paid under residual value guarantees, exercise price of a purchase option when the exercise of the option is reasonably certain to occur, and any anticipated termination penalties. The variable lease payments that do not depend on an index or a rate are expensed in the period in which they are incurred.

Lease liabilities are measured at amortised cost using the effective interest method. The carrying amounts are remeasured if there is a change in the following: future lease payments arising from a change in an index or a rate used; residual guarantee; lease term; certainty of a purchase option and termination penalties. When a lease liability is remeasured, an adjustment is made to the corresponding right-of-use asset, or to profit or loss if the carrying amount of the right-of-use asset is fully written down.

## Employee benefits

### Short-term employee benefits

Liabilities for wages and salaries, including non-monetary benefits, annual leave and long service leave expected to be settled wholly within 12 months of the reporting date are measured at the amounts expected to be paid when the liabilities are settled.

### Other long-term employee benefits

The liability for annual leave and long service leave not expected to be settled within 12 months of the reporting date are measured at the present value of expected future payments to be made in respect of services provided by employees up to the reporting date using the projected unit credit method. Consideration is given to expected future wage and salary levels, experience of employee departures and periods of service. Expected future payments are discounted using market yields at the reporting date on national government bonds with terms to maturity and currency that match, as closely as possible, the estimated future cash outflows.

## Goods and Services Tax ('GST')

Revenues, expenses and assets are recognised net of the amount of associated GST, unless the GST incurred is not recoverable from the Australian Taxation Office (ATO).

Receivables and payables are stated inclusive of the amount of GST receivable or payable. The net amount of GST recoverable from, or payable to, the ATO is included with other receivables or payables in the statement of financial position

Cash flows are presented on a gross basis. The GST components of cash flows arising from investing or financing activities which are recoverable from, or payable to, the ATO are presented as operating cash flows included in receipts from customers or payments to suppliers.

## Revenue

### Facility funding

Facility development funds are recognised in surplus or deficit in the period in which the associated costs are incurred. Funds received in advance are recognised as a liability until costs are incurred and revenue is recognised.

### Grant revenue

Grant revenue is recognised in surplus or deficit in the period in which associated costs are incurred.

### Donations

Donations and bequests are recognised as revenue when received.

### Interest income

Interest income is recognised using the effective interest method, which for floating rate financial assets is the rate inherent in the instrument.

### Services revenue

Revenue from rendering services is recognised over time as the services are rendered and the performance obligation is satisfied.

## Note 3. Critical accounting judgements, estimates and assumptions

The Association evaluates estimates and judgments incorporated into the financial statements based on historical knowledge and best available current information. Estimates assume a reasonable expectation of future events and are based on current trends and industry data, obtained both externally and within the Association. Information about estimates and assumptions that have the most significant effect on recognition and measurement of assets, liabilities, income and expenses are provided below.

### Estimation of useful lives of assets

The incorporated association determines the estimated useful lives and related depreciation charges for its property, plant and equipment. The depreciation charge will increase where the useful lives are less than previously estimated

lives, or technically obsolete or non-strategic assets that have been abandoned or sold will be written off or written down.

## Comparative Figures

When required by Accounting Standards or for improved presentation of the financial report, comparative figures have been adjusted to conform to changes in presentation for the current financial year

## Note 4. Grant revenue

	2024 \$	2023\$
Football Federation Australia	116,000	135,000
Facility funding	-	545,964
Other state and federal government grants	414,737	523,558
Grant revenue	530,737	1,204,522

## Note 5. Other revenue

	2024 \$	2023\$
Club fees	681,500	566,591
Player fees	2,606,914	2,091,218
Sponsorship income	911,358	894,546
Catering, bar and canteen	567,601	621,342
Ground hire	515,855	587,641
Competition income	2,197,075	1,647,212
Referee income	1,307,080	1,123,903
Coaching income	223,986	168,823
Interest	105,022	21,330
Other income	325,014	530,292
Development income	785,765	639,083
	10,227,170	8,891,981

## Note 6. Cash and cash equivalents

	2024 \$	2023\$
CURRENT ASSETS		
Cash on hand	11,254	16,752
Cash at bank	1,099,016	650,678
	1,110,270	667,430

## Note 7. Trade and other receivables

	2024 \$	2023\$
CURRENT ASSETS		
Trade receivables	1,215,247	693,640
Less: Allowance for expected credit losses	(110,721)	(4,952)
	1,104,526	688,688
Sundry debtors	284,943	27,588
	1,389,469	716,276

## Note 8. Inventories

	2024 \$	2023\$
CURRENT ASSETS		
Inventories - at cost	115,484	79,174

## Note 9. Financial assets

	2024 \$	2023\$
CURRENT ASSETS		
Term deposits	-	1,260,693
Term deposit - SAWSA	188,942	181,423
Term deposit - sinking fund state centre for football	440,000	-
	628,942	1,442,116

## Note 10. Right-of-use assets

	2024 \$	2023\$
NON-CURRENT ASSETS		
Properties	386,616	383,714
Less: Accumulated depreciation	(153,593)	(121,630)
	233,023	262,084

**Note 11. Other assets**

		2024 \$	2023\$
CURRENT ASSETS	Prepayments	-	28,215
	GST Receivable	-	13,952
		-	42,167

**Note 12. Property, plant and equipment**

		2024 \$	2023\$
NON-CURRENT ASSETS	Leasehold Improvements	5,816,670	5,587,920
	Less: accumulated depreciation	(2,590,067)	(2,322,533)
		3,226,603	3,265,387
	Plant and equipment	1,578,481	1,443,006
	Less: Accumulated depreciation	(591,692)	(420,622)
		986,789	1,022,384
	Motor vehicles - at cost	224,579	224,579
	Less: Accumulated depreciation	(163,811)	(146,730)
		60,768	77,849
		4,274,160	4,365,620

	LEASEHOLD IMPROVEMENTS \$	PLANT AND EQUIPMENT \$	MOTOR VEHICLES \$	TOTAL \$
Balance at 1 January 2024	3,265,387	1,022,384	77,849	4,365,620
Additions	228,750	136,085	-	364,835
Depreciation expense	(267,534)	(171,680)	(17,081)	(456,295)
Balance at 31 December 2024	3,226,603	986,789	60,768	4,274,160

**Note 13. Trade and other payables**

		2024 \$	2023\$
CURRENT LIABILITIES	Trade payables	358,976	528,016
	Bonds	17,928	17,928
	Payroll liabilities	200,239	96,538
	Accrued expenses	67,842	139,030
	GST payable	18,648	-
		663,633	781,512

**Note 14. Lease liabilities**

		2024 \$	2023\$
CURRENT LIABILITIES	Hire purchase loan	15,684	22,218
	Properties	31,799	29,374
		47,483	51,592
NON-CURRENT LIABILITIES	Hire purchase loan	-	15,433
	Properties	254,665	280,515
		254,665	295,948
		302,148	347,540

**Note 15. Provisions**

		2024 \$	2023\$
CURRENT LIABILITIES	Annual leave	360,298	318,200
	Long service leave	237,267	159,671
		597,565	477,871
NON-CURRENT LIABILITIES	Long service leave	66,452	73,223
	Sinking fund	440,000	220,000
		506,452	293,223
		1,104,017	771,094

**Note 16. Key management personnel disclosures****Compensation**

The aggregate compensation made to any person having authority and responsibility for planning, directing and controlling the activities of the association, directly or indirectly, including its committee members.

	2024 \$	2023\$
Short-term employee benefits	842,421	829,948
Post-employment benefits	81,421	76,035
	923,842	905,983

**Note 17. Remuneration of auditors**

	2024 \$	2023\$
AUDIT SERVICES		
Audit of the financial statements	13,600	13,000

**Note 18. Contingent liabilities**

The incorporated association had no contingent liabilities as at 31 December 2024.

**Note 19. Events after the reporting period**

No matter or circumstance has arisen since 31 December 2024 that has significantly affected, or may significantly affect the incorporated association's operations, the results of those operations, or the incorporated association's state of affairs in future financial years.

**Note 20. Cash flow information**

Reconciliation of deficit to net cash from/(used in) operating activities.

		2024 \$	2023\$
ADJUSTMENTS FOR:	Deficit for the year	(84,028)	(159,349)
	Depreciation and amortisation	500,904	466,202
	Interest on lease liability	14,897	16,044
	Other non cash items	(23,522)	22,089
CHANGE IN OPERATING ASSETS AND LIABILITIES:			
	Increase in trade and other receivables	(673,193)	(30,479)
	Increase in inventories	(36,310)	(4,966)
	Decrease/(increase) in prepayments	42,167	(25,581)
	Decrease in trade and other payables	(117,879)	(407,783)
	Increase/(decrease) in contract liabilities	90,857	(676,577)
	Increase in employee benefits	112,923	56,356
	Increase in other provisions	220,000	220,000
	Net cash from/(used in) operating activities	46,816	(524,044)



## Directors' Declaration

**FOR THE YEAR ENDED 31 DECEMBER 2024**

In the directors' opinion:

- the incorporated association is not a reporting entity because there are no users dependent on general purpose financial statements. Accordingly, as described in note 2 to the financial statements, the attached special purpose financial statements have been prepared for the purposes of complying with the *Associations Incorporation Act 1985*;
- the attached financial statements and notes give a true and fair view of the incorporated association's financial position as at 31 December 2024 and of its performance for the financial year ended on that date; and
- there are reasonable grounds to believe that the incorporated association will be able to pay its debts as and when they become due and payable.

In accordance with section 35(5) of the *Associations Incorporation Act 1985*, the Board of the Football Federation SA Incorporated hereby state that during the financial year ended 31 December 2024:

- (i) no officer of the association;
- (ii) no firm of which an officer is a member;
- (iii) no body corporate in which an officer has a substantial financial interest;

has received or become entitled to receive a benefit as a result of a contract between the officer, firm or body corporate and the association, except as disclosed in the notes to the accounts.

No officer of the association has received directly or indirectly from the association any payment or other benefit of a pecuniary value.

On behalf of the directors



**Dr Jane Rathjen**  
President

31 March 2025



**Symoane Mercurio**  
Vice President

6 April 2025

**APPENDIX****Income and Expenditure Statement****FOR THE YEAR ENDED 31 DECEMBER 2024**

		2024 \$	2023\$			2024 \$	2023\$
INCOME	Club fees	681,500	566,591	EXPENSES	Competition expenses	2,960,053	2,724,705
	Player fees	2,606,914	2,091,218		Facility funding expenses	0	476,869
	Sponsorship income	911,358	894,546		Training and development expenses	878,721	732,732
	Catering, bar and canteen	567,601	621,342		Facility expenses	1,256,762	1,131,296
	Ground hire	515,855	587,641		Employee benefits expense	3,382,298	3,107,804
	Competition income	2,197,075	1,647,212		FFA expenses	603,871	515,435
	Referee income	1,307,080	1,123,903		Depreciation expense	188,761	157,661
	Coaching & Development income	1,009,751	807,906		Bad Debt Expense	51,307	0
	Interest	105,022	21,330		Other expenses	61,702	7,101
	Other income	325,014	530,292		Administration expenses	777,649	831,214
	Football Federation Australia	116,000	135,000		Finance costs	37,947	42,494
	Facility funding	0	545,964			10,199,071	9,727,311
	Other state and federal government grants	414,737	523,558				
		10,757,907	10,096,503		OPERATING SURPLUS	558,836	369,192



## Independent Auditor's Report to The Football Federation SA Incorporated

### REPORT ON THE AUDIT OF THE FINANCIAL REPORT

#### Opinion

We have audited the financial report of The Football Federation SA Incorporated ("the Association"), which comprises the statement of financial position as at 31 December 2024, the statement of profit or loss and other comprehensive income, the statement of changes in equity and the statement of cash flows for the year then ended, and notes to the financial statements, including a summary of material accounting policies and Directors' declaration.

In our opinion, the accompanying financial report presents fairly, in all material aspects, the financial position of the Association as at 31 December 2024, its financial performance and its cash flow for the year then ended in accordance with Australian Accounting Standards.

#### Basis for Opinion

We conducted our audit in accordance with Australian Auditing Standards. Our responsibilities under those standards are further described in the *Auditor's Responsibilities for the Audit of the Financial Report* section of our report. We are independent of the Association in accordance with the auditor independence requirements of the Accounting Professional and Ethical Standards Board's APES 110 *Code of Ethics for Professional Accountants (including Independence Standards)* ("the Code") that are relevant to our audit of the financial report in Australia. We have also fulfilled our other ethical responsibilities in accordance with the Code.

We believe that the audit evidence we have obtained is sufficient and appropriate to provide a basis for our opinion.

#### Emphasis of Matter – Basis of Accounting and Restriction on Use

We draw attention to Note 1 to the financial report, which describes the basis of accounting. The financial report has been prepared for the purpose of fulfilling the financial reporting responsibilities under the *Associations Incorporation Act (SA) 1985*. As a result, the financial report may not be suitable for another purpose. Our report is intended solely for the Association and its members and should not be used by parties other than the Association and its members. Our opinion is not modified in respect of this matter.

#### Responsibilities of Management and the Directors for the Financial Report

Management is responsible for the preparation of the special purpose financial report that gives a true and fair view in accordance with the relevant Australian Accounting Standards in accordance with the *Associations Incorporation Act (SA) 1985* and for such internal control as management determines is necessary to enable the preparation of the financial report that is free from material misstatement, whether due to fraud or error.

In preparing the special purpose financial report, management is responsible for assessing the Association's ability to continue as a going concern, disclosing, as applicable, matters related to going concern and using the going concern basis of accounting unless management either intend to liquidate the Association or to cease operations, or have no realistic alternative but to do so.

The Directors are responsible for overseeing the Association's financial reporting process.

[hlb.com.au](http://hlb.com.au)

HLB Mann Judd Audit (SA) Pty. Ltd. ABN: 32 166 337 097

169 Fullarton Road, Dulwich SA 5065 | PO Box 377, Kent Town SA 5071

T: +61 (0)8 8133 5000 | F: +61 (0)8 8431 3502 | E: [reception@hlbsa.com.au](mailto:reception@hlbsa.com.au)

Liability limited by a scheme approved under Professional Standards Legislation.

HLB Mann Judd Audit (SA) Pty. Ltd. is a member of HLB International, the global advisory and accounting network.





### Auditor's Responsibilities for the Audit of the Financial Report

Our objectives are to obtain reasonable assurance about whether the financial report as a whole is free from material misstatement, whether due to fraud or error, and to issue an auditor's report that includes our opinion. Reasonable assurance is a high level of assurance, but is not a guarantee that an audit conducted in accordance with Australian Auditing Standards will always detect a material misstatement when it exists. Misstatements can arise from fraud or error and are considered material if, individually or in the aggregate, they could reasonably be expected to influence the economic decisions of users taken on the basis of this financial report.

As part of an audit in accordance with the Australian Auditing Standards, we exercise professional judgement and maintain professional scepticism throughout the audit. We also:

- Identify and assess the risks of material misstatement of the financial report, whether due to fraud or error, design and perform audit procedures responsive to those risks, and obtain audit evidence that is sufficient and appropriate to provide a basis for our opinion. The risk of not detecting a material misstatement resulting from fraud is higher than for one resulting from error, as fraud may involve collusion, forgery, intentional omissions, misrepresentations, or the override of internal control.
- Obtain an understanding of internal control relevant to the audit in order to design audit procedures that are appropriate in the circumstances, but not for the purpose of expressing an opinion on the effectiveness of the Association's internal control.
- Evaluate the appropriateness of accounting policies used and the reasonableness of accounting estimates and related disclosures made by management.
- Conclude on the appropriateness of the management's use of the going concern basis of accounting and, based on the audit evidence obtained, whether a material uncertainty exists related to events or conditions that may cast significant doubt on the Association's ability to continue as a going concern. If we conclude that a material uncertainty exists, we are required to draw attention in our auditor's report to the related disclosures in the financial report or, if such disclosures are inadequate, to modify our opinion. Our conclusions are based on the audit evidence obtained up to the date of our auditor's report. However, future events or conditions may cause the Association to cease to continue as a going concern.
- Evaluate the overall presentation, structure and content of the financial report, including the disclosures, and whether the financial report represents the underlying transactions and events in a manner that achieves fair presentation.

We communicate with the Directors regarding, among other matters, the planned scope and timing of the audit and significant audit findings, including any significant deficiencies in internal control that we identify during our audit.

**HLB Mann Judd Audit (SA) Pty Ltd**  
Chartered Accountants

**Travis Rickard**  
Director

Adelaide, South Australia  
8 April 2025

[hlb.com.au](http://hlb.com.au)

**HLB Mann Judd Audit (SA) Pty. Ltd. ABN: 32 166 337 097**

169 Fullarton Road, Dulwich SA 5065 | PO Box 377, Kent Town SA 5071

T: +61 (0)8 8133 5000 | F: +61 (0)8 8431 3502 | E: [reception@hlbsa.com.au](mailto:reception@hlbsa.com.au)

Liability limited by a scheme approved under Professional Standards Legislation.

HLB Mann Judd Audit (SA) Pty. Ltd. is a member of HLB International, the global advisory and accounting network.

# STATISTICAL INFORMATION





## LEAGUE PREMIERS & CHAMPIONS

### LEAGUE PREMIERS

#### NPL

League Premier	MetroStars
Runner Up	Campbelltown City
3rd Place	Modbury Jets
4th Place	Adelaide City
5th Place	Adelaide Comets
6th Place	Adelaide United

#### NPL Reserves

League Premier	Croydon FC
Runner Up	Campbelltown City
3rd Place	Adelaide United
4th Place	Adelaide City
5th Place	Para Hills Knights
6th Place	Modbury Jets

#### NPL U18

League Premier	Campbelltown City
Runner Up	MetroStars
3rd Place	Adelaide Olympic
4th Place	Football SA
5th Place	Adelaide City
6th Place	Adelaide Croatia Raiders

#### WNPL

League Premier	West Adelaide
Runner Up	Adelaide Comets
3rd Place	Salisbury Inter
4th Place	Football SA
5th Place	WT Birkalla

#### WNPL Reserves

League Premier	Adelaide Comets
Runner Up	Football SA
3rd Place	Metro United
4th Place	WT Birkalla
5th Place	West Adelaide

#### State League 1

League Premier	WT Birkalla
Runner Up	Playford City
3rd Place	Adelaide Blue Eagles
4th Place	Cumberland United
5th Place	Salisbury United
6th Place	West Adelaide

#### State League 1 Reserves

League Premier	WT Birkalla
Runner Up	Sturt Lions
3rd Place	Cumberland United
4th Place	West Adelaide
5th Place	Playford City
6th Place	Adelaide Cobras

#### State League 1 U18

League Premier	West Adelaide
Runner Up	Sturt Lions
3rd Place	Playford City
4th Place	Cumberland United
5th Place	WT Birkalla
6th Place	Vipers FC

#### Women's State League

League Premier	Campbelltown City
Runner Up	Modbury Vista
3rd Place	Elizabeth Grove
4th Place	Adelaide Jaguars
5th Place	Modbury Jets

#### Women's State League Reserves

League Premier	Modbury Vista
Runner Up	Adelaide Jaguars
3rd Place	Modbury Jets
4th Place	Campbelltown City
5th Place	South Adelaide

#### State League 2

League Premier	Pontian Eagles
Runner Up	Cove FC
3rd Place	Adelaide University
4th Place	Modbury Vista
5th Place	Northern Demons
6th Place	Eastern United

#### State League 2 Reserves

League Premier	Port Adelaide
Runner Up	Cove FC
3rd Place	Adelaide Hills Hawks
4th Place	Adelaide University
5th Place	Modbury Vista
6th Place	Noarlunga United

#### State League 2 U18

League Premier	Seaford Rangers
Runner Up	Modbury Vista
3rd Place	Cove FC
4th Place	Port Adelaide
5th Place	Noarlunga United
6th Place	Adelaide Hills Hawks

### LEAGUE CHAMPIONS

#### NPL

League Champions	Campbelltown City
Runner Up	MetroStars
3rd Place	Modbury Jets
4th Place	Adelaide City
5th Place	Adelaide Comets
6th Place	Adelaide United

#### NPL Reserves

League Champions	Adelaide United
Runner Up	Croydon FC
3rd Place	Campbelltown City
4th Place	Para Hills Knights
5th Place	Adelaide City
6th Place	Modbury Jets

#### NPL U18

League Champions	Campbelltown City
Runner Up	Adelaide Olympic
3rd Place	MetroStars
4th Place	Adelaide City
5th Place	Football SA
6th Place	Adelaide Croatia Raiders

#### WNPL

League Champions	Salisbury Inter
Runner Up	West Adelaide
3rd Place	WT Birkalla
4th Place	Adelaide Comets
5th Place	Football SA

#### WNPL Reserves

League Champions	Metro United
Runner Up	Football SA
3rd Place	Adelaide Comets
4th Place	West Adelaide
5th Place	WT Birkalla

#### State League 1

League Champions	Playford City
Runner Up	WT Birkalla
3rd Place	Adelaide Blue Eagles
4th Place	Salisbury United
5th Place	Cumberland United
6th Place	West Adelaide

#### State League 1 Reserves

League Champions	WT Birkalla
Runner Up	Cumberland United
3rd Place	Sturt Lions
4th Place	West Adelaide
5th Place	Playford City
6th Place	Adelaide Cobras

#### State League 1 U18

League Champions	West Adelaide
Runner Up	Sturt Lions
3rd Place	Playford City
4th Place	Cumberland United
5th Place	WT Birkalla
6th Place	Vipers FC

#### State League 2

League Champions	Cove FC
Runner Up	Modbury Vista
3rd Place	Pontian Eagles
4th Place	Adelaide University
5th Place	Northern Demons
6th Place	Eastern United

#### State League 2 Reserves

League Champions	Cove FC
Runner Up	Adelaide University
3rd Place	Port Adelaide
4th Place	Adelaide Hills Hawks
5th Place	Modbury Vista
6th Place	Noarlunga United

#### State League 2 U18

League Champions	Seaford Rangers
Runner Up	Noarlunga United
3rd Place	Modbury Vista
4th Place	Adelaide Hills Hawks
5th Place	Cove FC
6th Place	Port Adelaide

### FEDERATION CUP

#### Senior Grade

Winner	Campbelltown City
Runner Up	Modbury Jets

#### Reserve Grade

Winner	Adelaide Croatia Raider
Runner Up	Croydon FC

#### Under 18's

Winner	Football SA
Runner Up	Croydon FC

### WNPL AND WSL CUP

Winner	West Adelaide
Runner Up	Sturt Lions



## LEAGUE TABLES &amp; FINAL SERIES

## RAA NATIONAL PREMIER LEAGUE

## RAA National Premier League

POS	TEAM	P	W	D	L	GF	GA	GD	PTS
1	MetroStars	22	12	7	3	51	28	23	43
2	Campbelltown City	22	11	8	3	45	30	15	41
3	Modbury Jets	22	11	5	6	51	34	17	38
4	Adelaide City	22	11	2	9	39	29	10	35
5	Adelaide Comets	22	8	8	6	43	30	13	32
6	Adelaide United	22	9	5	8	51	57	-6	32
7	FK Beograd	22	8	5	9	39	38	1	29
8	Croydon FC	22	8	5	9	38	48	-10	29
9	Adelaide Croatia Raiders	22	7	4	11	38	41	-3	25
10	Para Hills Knights	22	6	7	9	33	40	-7	25
11	Adelaide Olympic	22	7	3	12	28	48	-20	24
12	South Adelaide	22	2	5	15	30	63	-33	11

## 2024 RAA National Premier League - Finals Series

WEEK 1	17/8/2024	Elimination Final	Modbury Jets	2	vs	2	Adelaide United
				3	vs	2	AET
	17/8/2024	Elimination Final	Adelaide City	2	vs	1	Adelaide Comets
			MetroStars				
			Campbelltown City				
WEEK 2	24/8/2024	First Leg of Semi Final	Adelaide City	0	vs	0	MetroStars
	24/8/2024	First Leg of Semi Final	Modbury Jets	0	vs	2	Campbelltown City
WEEK 3	30/8/2024	Second Leg of Semi Final	MetroStars	2	vs	0	Adelaide City
	31/8/2024	Second Leg of Semi Final	Campbelltown City	3	vs	0	Modbury Jets
WEEK 4	6/8/2024	Grand Final	MetroStars	1	vs	3	Campbelltown City

## RAA National Premier League Reserves

POS	TEAM	P	W	D	L	GF	GA	GD	PTS
1	Croydon FC	22	15	3	4	63	28	35	48
2	Campbelltown City	22	15	3	4	50	25	25	48
3	Adelaide United	22	14	2	6	83	37	46	44
4	Adelaide City	22	13	4	5	48	32	16	43
5	Para Hills Knights	22	10	5	7	56	51	5	35
6	Modbury Jets	22	11	1	10	36	48	-12	34
7	Adelaide Olympic	22	9	2	11	53	50	3	29
8	MetroStars	22	9	2	11	38	45	-7	29
9	Adelaide Comets	22	9	1	12	50	54	-4	28
10	Adelaide Croatia Raiders	22	6	3	13	52	69	-17	21
11	FK Beograd	22	5	3	14	25	60	-35	18
12	South Adelaide	22	1	1	20	21	76	-55	4

## 2024 RAA National Premier League Reserves - Finals Series

WEEK 1	17/8/2024	Elimination Final	Adelaide United	6	vs	0	Modbury Jets
			Adelaide City	2	vs	2	Para Hills Knights
				2	vs	3	AET
		Bye	Croydon FC				
			Campbelltown City				
WEEK 2	24/8/2024	First Leg of Semi Final	Para Hills Knights	3	vs	0	Croydon FC
	24/8/2024	First Leg of Semi Final	Adelaide United	2	vs	2	Campbelltown City
WEEK 3	31/8/2024	Second Leg of Semi Final	Croydon FC	5	vs	1	Para Hills Knights
	31/8/2024	Second Leg of Semi Final	Campbelltown City	0	vs	5	Adelaide United
WEEK 4	7/8/2024	Grand Final	Croydon FC	1	vs	5	Adelaide United

## RAA National Premier League Under 18's

POS	TEAM	P	W	D	L	GF	GA	GD	PTS
1	Campbelltown City	22	16	5	1	63	28	35	53
2	MetroStars	22	13	3	6	65	40	25	42
3	Adelaide Olympic	22	12	6	4	42	28	14	42
4	Football SA	22	12	4	6	71	45	26	40
5	Adelaide City	22	11	6	5	53	31	22	39
6	Adelaide Croatia Raiders	22	12	3	7	57	47	10	39
7	Adelaide Comets	22	11	2	9	67	46	21	35
8	Croydon FC	22	8	5	9	35	35	0	29
9	Para Hills Knights	22	5	5	12	30	63	-33	20
10	South Adelaide	22	4	4	14	44	63	-19	16
11	Modbury Jets	22	3	2	17	24	76	-52	11
12	FK Beograd	22	2	1	19	20	69	-49	7

## 2024 RAA National Premier League Under 18's - Finals Series

WEEK 1	17/8/2024	Elimination Final	Adelaide Olympic	1	vs	1	Adelaide Croatia Raiders
			Football SA	0	vs	1	Adelaide City
			Campbelltown City				
		Bye	MetroStars				
WEEK 2	24/8/2024	First Leg of Semi Final	Adelaide City	0	vs	2	Campbelltown City
	24/8/2024	First Leg of Semi Final	Adelaide Olympic	2	vs	1	MetroStars
WEEK 3	31/8/2024	Second Leg of Semi Final	Campbelltown City	4	vs	1	Adelaide City
	31/8/2024	Second Leg of Semi Final	MetroStars	2	vs	3	Adelaide Olympic
WEEK 4	7/8/2024	Grand Final	Campbelltown City	2	vs	0	Adelaide Olympic





## WOMEN'S NATIONAL PREMIER LEAGUE

### Women's National Premier League

POS	TEAM	P	W	D	L	GF	GA	GD	PTS
1	West Adelaide	18	16	1	1	75	11	64	49
2	Adelaide Comets	18	12	2	4	56	22	34	38
3	Salisbury Inter	18	10	1	7	25	28	-3	31
4	Football SA	18	8	2	8	26	31	-5	26
5	WT Birkalla	18	7	4	7	42	41	1	25
6	Metro United	18	8	0	10	26	36	-10	24
7	Adelaide City	18	6	5	7	34	42	-8	23
8	Flinders United WFC	18	4	3	11	14	41	-27	15
9	Adelaide University	18	3	4	11	21	37	-16	13
10	Sturt Lions	18	2	6	10	23	53	-30	12

### Women's National Premier League Reserves

POS	TEAM	P	W	D	L	GF	GA	GD	PTS
1	Adelaide Comets	18	13	3	2	77	27	50	42
2	Football SA	18	12	4	2	80	28	52	40
3	Metro United	18	12	4	2	57	28	29	40
4	WT Birkalla	18	7	6	5	39	39	0	27
5	West Adelaide	18	8	1	9	40	47	-7	25
6	Adelaide City	18	7	3	8	35	35	0	24
7	Adelaide University	18	6	3	9	34	46	-12	21
8	Flinders United WFC	18	5	5	8	33	46	-13	20
9	Salisbury Inter	18	4	1	13	32	68	-36	13
10	Sturt Lions	18	0	2	16	7	70	-63	2

### 2024 Women's National Premier League - Finals Series

WEEK 1	24/8/2024	Qualifying Final	Adelaide Comets	0	vs	1	Salisbury Inter
	24/8/2024	Elimination Final	Football SA	1	vs	3	WT Birkalla
WEEK 2	31/8/2024	Major Semi Final	West Adelaide	2	vs	2	Salisbury Inter
				2	vs	2	AET
				4	vs	3	PEN
				1	vs	2	WT Birkalla
WEEK 3	8/9/2024	Preliminary Final	Salisbury Inter	2	vs	1	WT Birkalla
			West Adelaide				
WEEK 4	15/9/2024	Grand Final	West Adelaide	0	vs	2	Salisbury Inter

### 2024 Women's National Premier League Reserves - Finals Series

WEEK 1	24/8/2024	Qualifying Final	Football SA	6	vs	1	Metro United
	24/8/2024	Elimination Final	WT Birkalla	3	vs	7	West Adelaide
WEEK 2	31/8/2024	Major Semi Final	Adelaide Comets	3	vs	3	Football SA
				3	vs	3	AET
				3	vs	4	PEN
				0	vs	0	West Adelaide
WEEK 3	8/09/2024	Preliminary Final	Metro United	0	vs	0	West Adelaide
			Adelaide Comets	1	vs	3	Metro United
WEEK 4	15/9/2024	Grand Final	Football SA	0	vs	1	Metro United
			Football SA				



## LEAGUE TABLES & FINAL SERIES

### STATE LEAGUE 1

#### State League 1

POS	TEAM	P	W	D	L	GF	GA	GD	PTS
1	WT Birkalla	22	15	1	6	50	27	23	46
2	Playford City	22	13	5	4	55	27	28	44
3	Adelaide Blue Eagles	22	12	3	7	56	35	21	39
4	Cumberland United	22	10	7	5	36	30	6	37
5	Salisbury United	22	10	3	9	44	36	8	33
6	West Adelaide	22	10	3	9	34	34	0	33
7	Adelaide Cobras	22	10	2	10	35	36	-1	32
8	Sturt Lions	22	10	2	10	33	42	-9	32
9	Fulham United	22	8	3	11	25	31	-6	27
10	Vipers FC	22	8	2	12	34	48	-14	26
11	Western Strikers	22	4	3	15	26	52	-26	15
12	Adelaide Victory	22	4	2	16	21	51	-30	14

#### 2024 State League 1 - Finals Series

WEEK 1	17/8/2024	Elimination Final	Adelaide Blue Eagles	4	vs	2	West Adelaide
	17/8/2024	Elimination Final	Cumberland United	2	vs	3	Salisbury United
		Bye	WT Birkalla				
WEEK 2	24/8/2024	First Leg of Semi Final	Salisbury United	1	vs	3	WT Birkalla
	24/8/2024	First Leg of Semi Final	Adelaide Blue Eagles	1	vs	0	Playford City
WEEK 3	31/8/2024	Second Leg of Semi Final	WT Birkalla	1	vs	2	Salisbury United
	31/8/2024	Second Leg of Semi Final	Playford City	2	vs	1	Adelaide Blue Eagles
				4	vs	2	
WEEK 4	7/8/2024	Grand Final	WT Birkalla	1	vs	2	Playford City

#### State League 1 Reserves

POS	TEAM	P	W	D	L	GF	GA	GD	PTS
1	WT Birkalla	22	15	5	2	66	20	46	50
2	Sturt Lions	22	14	3	5	70	29	41	45
3	Cumberland United	22	11	3	8	57	34	23	36
4	West Adelaide	22	10	5	7	59	43	16	35
5	Playford City	22	10	4	8	46	36	10	34
6	Adelaide Cobras	22	10	4	8	34	34	0	34
7	Adelaide Blue Eagles	22	9	5	8	39	48	-9	32
8	Western Strikers	22	8	2	12	50	58	-8	26
9	Adelaide Victory	22	6	7	9	31	50	-19	25
10	Salisbury United	22	6	4	12	37	59	-22	22
11	Vipers FC	22	5	3	14	39	73	-34	18
12	Fulham United	22	5	1	16	36	80	-44	16

#### 2024 State League 1 Reserves - Finals Series

WEEK 1	17/8/2024	Elimination Final	Cumberland United	3	vs	1	Adelaide Cobras
	17/8/2024	Elimination Final	West Adelaide	3	vs	3	Playford City
				4	vs	3	
WEEK 2	24/8/2024	First Leg of Semi Final	West Adelaide	1	vs	1	WT Birkalla
	24/8/2024	First Leg of Semi Final	Sturt Lions	2	vs	3	Cumberland United
WEEK 3	31/8/2024	Second Leg of Semi Final	WT Birkalla	1	vs	1	West Adelaide
				2	vs	1	
WEEK 4	31/8/2024	Second Leg of Semi Final	Cumberland United	2	vs	1	Sturt Lions
WEEK 4	7/8/2024	Grand Final	WT Birkalla	3	vs	0	Cumberland United

#### State League 1 Under 18's

POS	TEAM	P	W	D	L	GF	GA	GD	PTS
1	West Adelaide	22	16	3	3	83	37	46	51
2	Sturt Lions	22	14	3	5	63	34	29	45
3	Playford City	22	12	3	7	71	51	20	39
4	Cumberland United	22	11	5	6	56	39	17	38
5	WT Birkalla	22	10	6	6	45	39	6	36
6	Vipers FC	22	10	2	10	56	56	0	32
7	Adelaide Cobras	22	9	4	9	40	39	1	31
8	Salisbury United	22	9	3	10	59	57	2	30
9	Adelaide Blue Eagles	22	6	4	12	44	51	-7	22
10	Western Strikers	22	4	8	10	36	57	-21	20
11	Adelaide Victory	22	4	3	15	19	77	-58	15
12	Fulham United	22	2	6	14	20	55	-35	12

#### 2024 State League 1 Under 18's - Finals Series

WEEK 1	17/8/2024	Elimination Final	Playford City	3	vs	1	Vipers FC
	17/8/2024	Elimination Final	Cumberland United	3	vs	3	WT Birkalla
				3	vs	3	
WEEK 2	24/8/2024	First Leg of Semi Final	Cumberland United	1	vs	3	West Adelaide
	24/8/2024	First Leg of Semi Final	Sturt Lions	5	vs	2	Playford City
WEEK 3	31/8/2024	Second Leg of Semi Final	West Adelaide	5	vs	2	Cumberland United
	31/8/2024	Second Leg of Semi Final	Playford City	2	vs	1	Sturt Lions
WEEK 4	7/8/2024	Grand Final	West Adelaide	3	vs	0	Sturt Lions





## STATE LEAGUE 2

## State League 2

POS	TEAM	P	W	D	L	GF	GA	GD	PTS
1	Pontian Eagles	22	18	1	3	69	27	42	55
2	Cove FC	22	17	1	4	56	19	37	52
3	Adelaide University	22	16	2	4	43	19	24	50
4	Modbury Vista	22	13	2	7	57	43	14	41
5	Northern Demons	22	12	2	8	54	32	22	38
6	Eastern United	22	9	3	10	38	43	-5	30
7	Noarlunga United	22	9	2	11	44	41	3	29
8	Seaford Rangers	22	7	4	11	27	39	-12	25
9	Port Adelaide	22	8	1	13	34	52	-18	25
10	Mount Barker United	22	6	1	15	30	62	-32	19
11	Adelaide Hills Hawks	22	4	0	18	21	64	-43	12
12	Gawler Eagles	22	3	1	18	29	61	-32	10

## 2024 State League 2 - Finals Series

WEEK 1	17/8/2024	Elimination Final	Adelaide University	2	vs	1	Eastern United
	17/8/2024	Elimination Final	Modbury Vista	4	vs	1	Modbury Vista
		Bye	Pontian Eagles				Cove FC
WEEK 2	24/8/2024	First Leg of Semi Final	Modbury Vista	2	vs	0	Pontian Eagles
	24/8/2024	First Leg of Semi Final	Adelaide University	0	vs	1	Cove FC
WEEK 3	31/8/2024	Second Leg of Semi Final	Pontian Eagles	0	vs	0	Modbury Vista
	31/8/2024	Second Leg of Semi Final	Cove FC	3	vs	1	Adelaide University
WEEK 4	7/09/2024	Grand Final	Cove FC	3	vs	1	Modbury Vista

## State League 2 Reserves

POS	TEAM	P	W	D	L	GF	GA	GD	PTS
1	Port Adelaide	22	15	3	4	66	29	37	48
2	Cove FC	22	14	5	3	70	25	45	47
3	Adelaide Hills Hawks	22	14	3	5	63	38	25	45
4	Adelaide University	22	14	2	6	73	29	44	44
5	Modbury Vista	22	13	4	5	55	34	21	43
6	Noarlunga United	22	10	2	10	48	47	1	32
7	Seaford Rangers	22	8	5	9	55	48	7	29
8	Eastern United	22	8	4	10	47	48	-1	28
9	Northern Demons	22	6	6	10	51	56	-5	24
10	Pontian Eagles	22	6	3	13	33	59	-26	21
11	Mount Barker United	22	2	3	17	28	91	-63	9
12	Gawler Eagles	22	2	0	20	17	102	-85	6

## 2024 State League 2 Reserves - Finals Series

WEEK 1	17/8/2024	Elimination Final	Adelaide Hills	5	vs	1	Noarlunga United
	17/8/2024	Elimination Final	Adelaide University	3	vs	2	Modbury Vista
		Bye	Port Adelaide				Cove FC
WEEK 2	24/8/2024	First Leg of Semi Final	Adelaide University	0	vs	1	Port Adelaide
				0	vs	1	
				2	vs	4	
							PEN
	24/8/2024	First Leg of Semi Final	Adelaide Hills	0	vs	4	Cove FC
WEEK 3	31/8/2024	Second Leg of Semi Final	Port Adelaide	0	vs	1	Adelaide University
	31/8/2024	Second Leg of Semi Final	Cove FC	3	vs	0	Adelaide Hills
WEEK 4	7/09/2024	Grand Final	Cove FC	2	vs	0	Adelaide University

## State League 2 Under 18's

POS	TEAM	P	W	D	L	GF	GA	GD	PTS
1	Seaford Rangers	22	17	2	3	87	23	64	53
2	Modbury Vista	22	14	6	2	68	23	45	48
3	Cove FC	22	14	3	5	84	34	50	45
4	Port Adelaide	22	11	5	6	61	42	19	38
5	Noarlunga United	22	12	1	9	89	54	35	37
6	Adelaide Hills Hawks	22	10	3	9	58	50	8	33
7	Adelaide University	22	9	2	11	51	43	8	29
8	Eastern United	22	8	5	9	59	57	2	29
9	Pontian Eagles	22	8	2	12	37	70	-33	26
10	Gawler Eagles	22	6	2	14	49	69	-20	20
11	Northern Demons	22	5	1	16	47	84	-37	16
12	Mount Barker United	22	2	0	20	20	161	-141	6

## 2024 State League 2 Under 18's - Finals Series

WEEK 1	17/8/2024	Elimination Final	Cove FC	2	vs	7	Adelaide Hills
	17/8/2024	Elimination Final	Port Adelaide	1	vs	7	Noarlunga United
		Bye	Seaford Rangers				Modbury Vista
WEEK 2	24/8/2024	First Leg of Semi Final	Adelaide Hills	0	vs	7	Seaford Rangers
	24/8/2024	First Leg of Semi Final	Modbury Vista	3	vs	1	Noarlunga United
WEEK 3	31/8/2024	Second Leg of Semi Final	Seaford Rangers	5	vs	2	Adelaide Hills
	31/8/2024	Second Leg of Semi Final	Noarlunga United	2	vs	0	Modbury Vista
WEEK 4	7/09/2024	Grand Final	Seaford Rangers	4	vs	1	AET
	7/09/2024	Grand Final	Seaford Rangers	9	vs	3	Noarlunga United

## WOMEN'S STATE LEAGUE

## Women's State League

POS	TEAM	P	W	D	L	GF	GA	GD	PTS
1	Campbelltown City	18	18	0	0	118	11	107	54
2	Modbury Vista	18	14	0	4	125	20	105	42
3	Elizabeth Grove	18	12	1	5	103	27	76	37
4	Adelaide Jaguars	18	11	1	6	84	22	62	34
5	Modbury Jets	18	10	2	6	75	27	48	32
6	South Adelaide	18	7	3	8	72	42	30	24
7	Western Strikers	18	6	4	8	41	46	-5	22
8	Cove FC	18	4	1	13	36	67	-31	13
9	Fulham United	18	2	0	16	15	108	-93	6
10	Croydon FC	18	0	0	18	3	302	-299	-3

## 2024 Women's NPL and State League Play Off Series

ROUND 1	24/8/2024	Promotion Play Off	Modbury Vista	0	vs	2	Adelaide University
---------	-----------	--------------------	---------------	---	----	---	---------------------

## Women's State League Reserves

POS	TEAM	P	W	D	L	GF	GA	GD	PTS
1	Modbury Vista	16	12	2	2	52	17	35	38
2	Adelaide Jaguars	16	10	4	2	50	14	36	34
3	Modbury Jets	16	9	2	5	50	18	32	29
4	Campbelltown City	16	8	4	4	25	15	10	28
5	South Adelaide	16	6	4	6	40	27	13	22
6	Elizabeth Grove	16	5	6	5	30	26	4	21
7	Western Strikers	16	5	4	7	41	29	12	19
8	Cove FC	16	2	0	14	8	109	-101	6
9	Fulham United	16	1	2	13	7	48	-41	5

## HIGHEST GOAL SCORERS

### RAA NATIONAL PREMIER LEAGUE SA

<b>Ren Nagamatsu</b>	<b>MetroStars</b>	<b>16</b>
Marc Marino	Campbelltown City	14
Francesco Schimizzi	Modbury Jets	14
Andre Carle	Croydon FC	13
Hamish McCabe	Modbury Jets	13

### RAA NATIONAL PREMIER LEAGUE RESERVES

<b>Luca Desciscio</b>	<b>Campbelltown City</b>	<b>20</b>
Jah Arnold	Adelaide Croatia Raiders	17
Mohammed Hassan	Adelaide United	17
Marco Guerrero	Para Hills Knights	15
Isaac Martini	Adelaide City	14

### RAA NATIONAL PREMIER LEAGUE U18s

<b>Gerald Howard</b>	<b>Adelaide Comets</b>	<b>24</b>
Joshua Zganec	Adelaide Croatia Raiders	22
Christian Tassotti	Adelaide Comets	16
Bailey Everitt	MetroStars	14
Antonio Koutas	South Adelaide	13

### WOMEN'S NATIONAL PREMIER LEAGUE

<b>Racheal Quigley</b>	<b>West Adelaide</b>	<b>20</b>
Georgie Nicola	Adelaide Comets	14
Emily Heazlewood	Adelaide Comets	13
Haruna Sugihara	Adelaide Comets	13
Nicole Blackett	West Adelaide	11

### WOMEN'S NATIONAL PREMIER LEAGUE RESERVES

<b>Jasmine Biddle</b>	<b>Metro United</b>	<b>18</b>
Brooklyn Rigney	Adelaide Comets	17
Kaitlin Reardon	Football SA State Squads	14
Ellena Vega	Football SA State Squads	13
Elisha Rose	Adelaide Comets	12

### STATE LEAGUE 1

<b>Matt Taylor</b>	<b>Salisbury United</b>	<b>17</b>
Dante Isla Cacciavillani	Adelaide Blue Eagles	15
Christos Pounendis	Playford City	14
Ricardo Da Silva	Adelaide Blue Eagles	12
Daniel Ryan	Playford City	12

### STATE LEAGUE 1 RESERVES

<b>Hamza Ali</b>	<b>Cumberland United</b>	<b>13</b>
Ramadhan Kamugisha	Sturt Lions	12
Danny Aiello	Western Strikers	9
James Antoniou	Cumberland United	9
Lachlan Garrett	Salisbury United	9

### STATE LEAGUE 1 U18s

<b>Lucas Botsos</b>	<b>Adelaide Cobras</b>	<b>31</b>
Angus Eden	Adelaide Blue Eagles	23
Cody Radford	Salisbury United	22
Joshua Konneh	Salisbury United	14
Levi Ieraci	Vipers FC	13

### STATE LEAGUE 2

<b>Jeremia Kashindi</b>	<b>Pontian Eagles</b>	<b>25</b>
Cooper Wegener	Modbury Vista	17
Hugo Rimington	Adelaide University	15
Christwish Mutsigwa	Pontian Eagles	14
Oliver Grant	Cove FC	12

### STATE LEAGUE 2 RESERVES

<b>Matthew Lill</b>	<b>Adelaide University</b>	<b>22</b>
Victor Idehen	Adelaide University	15
Ben Shaw	Cove FC	13
Baileigh heaven	Cove FC	12
Liam Marshall	Modbury Vista	12

### STATE LEAGUE 2 U18s

<b>Jayson Roper</b>	<b>Cove FC</b>	<b>26</b>
Luca Hammond	Seaford Rangers	21
Daniel Agnew	Seaford Rangers	17
Aidan Caputo	Eastern United	16
Senne Versteeg	Noarlunga United	16

### WOMEN'S STATE LEAGUE

<b>Monica Brown</b>	<b>Elizabeth Grove</b>	<b>37</b>
Stella Rigon	Campbelltown City	36
Chanel Todino	Campbelltown City	32
Ella Smith	Modbury Vista	29
Emma Hubbard	Modbury Vista	24



## GIRL'S & WOMEN'S LEAGUE TABLES

### 2024 WOMEN'S DIVISION 1

CLUB	P	W	D	L	GD	PTS
Pembroke Old Scholars	21	17	1	3	62	52
Ghan Kilburn	21	15	1	5	29	46
Adelaide Comets	21	12	2	7	37	38
Adelaide University	21	12	1	8	1	37
Flinders United WFC	21	11	2	8	16	35
WT Birkalla	21	6	4	11	6	22
Adelaide City	21	3	2	16	-57	11
Metro United	21	0	3	18	-94	3

### 2024 WOMEN'S DIVISION 2

CLUB	P	W	D	L	GD	PTS
East Adelaide	18	15	3	0	40	48
BOSA	18	11	6	1	31	39
Adelaide Cobras	18	10	6	2	20	36
F.C Summit	18	10	3	5	34	33
UniSA Women's	18	8	4	6	4	28
Mercedes	18	6	3	9	-10	21
Croydon Cougars	18	6	2	10	-9	20
Flinders United WFC	18	3	3	12	-23	12
Noarlunga United	18	3	2	13	-49	11
Seymour Old Collegians	18	1	2	15	-38	5

### 2024 WOMEN'S DIVISION 3

CLUB	P	W	D	L	GD	PTS
Metro United	18	17	1	0	66	52
Westminster Old Scholars	18	13	2	3	43	41
Para Hills West Soccer Club - FSA	18	10	4	4	16	34
Stirling Districts	18	8	5	5	14	29
Adelaide University	18	8	4	6	17	28
Sacred Heart Old Collegians	18	8	3	7	-2	27
Adelaide Jaguars	18	5	3	10	-7	18
Eastern United	18	4	1	13	-36	13
Elizabeth Grove	18	2	3	13	-40	9
Mount Barker United	18	2	0	16	-71	6

### 2024 WOMEN'S DIVISION 4 SOUTH

CLUB	P	W	D	L	GD	PTS
Adelaide Jaguars	21	16	3	2	65	51
Flinders United WFC	21	13	4	4	42	43
Adelaide Atletico	21	12	3	6	15	39
East Adelaide	21	10	7	4	28	37
Pembroke Old Scholars	21	8	4	9	10	28
Hahndorf	21	7	5	9	-19	26
Mount Barker United	20	2	1	17	-62	7
Westminster Old Scholars	20	1	1	18	-79	4

### 2024 WOMEN'S DIVISION 4 NORTH

CLUB	P	W	D	L	GD	PTS
Pontian Eagles	18	15	2	1	93	47
Northern Demons	18	13	2	3	28	41
Para Hills East	18	10	3	5	13	33
Parafield Gardens	18	9	4	5	19	31
Ingle Farm	18	8	3	7	13	27
Salisbury United	18	8	2	8	5	26
Modbury Jets AFC	18	7	4	7	4	25
Salisbury Inter	18	5	4	9	-15	19
Munno Para	18	3	0	15	-50	9
Rowe Park United	18	0	0	18	-110	0

### 2024 WOMEN'S DIVISION 5 SOUTH

CLUB	P	W	D	L	GD	PTS
Aldinga Soccer Club	18	18	0	0	108	54
F.C Summit	18	13	1	4	28	40
South Adelaide	18	12	2	4	40	38
Adelaide Jaguars	18	11	4	3	37	37
Adelaide Atletico	18	7	3	8	-6	24
Flinders United WFC	18	6	3	9	3	21
Port Adelaide	18	6	0	12	-38	18
Woodside Warriors	18	4	4	10	-27	16
Adelaide University	18	3	1	14	-50	10
St Paul's Old Scholars	18	1	0	17	-95	3

### 2024 WOMEN'S DIVISION 5 NORTH

CLUB	P	W	D	L	GD	PTS
Playford City	18	15	1	2	41	46
Barossa United	18	14	1	3	54	43
Elizabeth Vale Soccer Club	18	11	2	5	27	35
Para Hills United Soccer Club	18	8	4	6	15	28
Salisbury Villa Soccer Club	18	8	1	9	-2	25
Para Hills West Soccer Club - FSA	18	7	2	9	-18	23
Angle Vale	18	5	6	7	1	21
Para Hills East	18	5	5	8	-9	20
Virginia United	18	3	2	13	-34	11
Pontian Eagles	18	1	2	15	-75	5

### 2024 WOMEN'S DIVISION 6 SOUTH

CLUB	P	W	D	L	GD	PTS
Southern Breakers	18	16	1	1	100	49
Sturt Lions	18	14	2	2	52	44
Mercedes	18	13	2	3	41	41
Pulteney Womens	18	13	1	4	44	40
Strathalbyn Strikers FC	18	9	0	9	11	27
Pembroke Old Scholars	18	6	1	11	-23	19
Athelstone	18	5	2	11	-36	17
Flinders United WFC	18	3	1	14	-79	10
Adelaide Jaguars	18	3	0	15	-49	9
Torrens Valley	18	3	0	15	-61	9

### 2024 UNDER 17 GIRLS RED

CLUB	P	W	D	L	GD	PTS
Adelaide City	18	15	0	3	35	45
Flinders United WFC	18	13	4	1	36	43
Adelaide University	18	11	2	5	21	35
Salisbury Inter	18	9	4	5	21	31
Campbelltown City	18	6	6	6	-5	24
Metro United	18	6	5	7	-7	23
Modbury Vista	18	6	4	8	-6	22
Adelaide Comets	18	6	3	9	-10	21
WT Birkalla	18	1	2	15	-41	5
Modbury Jets	18	1	2	15	-44	5

### 2024 UNDER 17 GIRLS BLUE

CLUB	P	W	D	L	GD	PTS
West Adelaide	16	12	4	0	39	40
Adelaide University	16	11	4	1	40	37
South Adelaide	16	11	2	3	28	35
Adelaide Comets	16	10	3	3	25	33
Flinders United WFC	16	6	0	10	-18	18
Adelaide City	16	5	1	10	-6	16
Sturt Lions	16	5	0	11	-19	15
Salisbury Inter	15	3	0	12	-29	9
Vipers FC	15	1	0	14	-60	3

### 2024 UNDER 15 GIRLS RED

CLUB	P	W	D	L	GD	PTS
Adelaide City	21	17	1	3	49	52
Adelaide University	21	11	6	4	17	39
WT Birkalla	21	11	3	7	12	36
Fulham United	21	8	8	5	4	32
Flinders United WFC	21	9	4	8	4	31
Campbelltown City	21	6	4	11	-6	22
Adelaide Jaguars	21	3	4	14	-36	13
Adelaide Comets	21	4	0	17	-44	12

### 2024 UNDER 15 GIRLS BLUE NORTH

CLUB	P	W	D	L	GD	PTS
Metro United	18	14	3	1	50	45
Adelaide University	18	12	4	2	40	40
Adelaide Olympic	18	11	6	1	48	39
Adelaide Croatia Raiders	18	11	3	4	28	36
Elizabeth Grove	18	10	2	6	26	32
Campbelltown City	18	6	4	8	10	22
Adelaide City	17	4	6	7	-15	18
Modbury Jets	18	4	1	13	-36	13
Modbury Vista	18	2	1	15	-50	7
West Adelaide	17	0	0	17	-101	0

### 2024 UNDER 15 GIRLS BLUE SOUTH

CLUB	P	W	D	L	GD	PTS
South Adelaide	21	21	0	0	95	63
Cove FC	21	16	1	4	36	49
WT Birkalla	21	10	3	8	0	33
Aldinga Soccer Club	21	9	3	9	-12	30
Fulham United	21	6	4	11	-20	22
Moana Districts	21	6	3	12	-20	21
Sturt Lions	21	6	2	13	-15	20
Flinders United WFC	21	2	0	19	-64	6

### 2024 UNDER 15 GIRLS PURPLE

CLUB	P	W	D	L	GD	PTS
Noarlunga United	22	20	2	0	92	62
Salisbury Inter	22	17	3	2	72	54
Metro United	22	18	0	4	65	54
Barossa United	22	16	1	5	70	49
Northern Demons	21	11	2	8	19	35
Adelaide Jaguars	22	11	2	9	-4	35
Adelaide Atletico	22	7	3	12	-27	24
Plympton FC	22	5	5	12	-37	20
Adelaide University	21	6	1	14	-27	19
Elizabeth Grove	21	6	0	15	-18	18
Salisbury Inter	22	3	1	18	-85	10
Vipers FC	21	0	0	21	-120	0

### 2024 UNDER 13 GIRLS RED

CLUB	P	W	D	L	GD	PTS
South Adelaide	21	12	5	4	23	41
Adelaide University	21	10	7	4	20	37
Western Strikers	21	8	5	8	3	29
WT Birkalla	21	8	5	8	-4	29
Campbelltown City	21	7	6	8	-5	27
Elizabeth Grove	21	7	4	10	-7	25
Adelaide City	21	6	5	10	-11	23
Fulham United	21	6	3	12	-19	21

### 2024 UNDER 13 GIRLS BLUE

CLUB	P	W	D	L	GD	PTS
Sturt Lions	20	14	3	3	35	45
Adelaide Olympic	20	14	2	4	46	44
WT Birkalla	20	14	2	4	42	44
Salisbury Inter	20	12	4	4	36	40
Adelaide Jaguars	20	10	1	9	3	31
Metro United	20	10	0	10	22	30
Campbelltown City	20	7	5	8	2	26
Flinders United WFC	20	7	4	9	-16	25
Adelaide Comets	20	4	2	14	-52	14
Modbury Vista	20	4	0	16	-68	12
Adelaide University	20	2	1	17	-50	7

### 2024 UNDER 13 GIRLS PURPLE NORTH

CLUB	P	W	D	L	GD	PTS
Port Adelaide	18	16	0	2	65	48
Barossa United	18	13	2	3	41	41
Modbury Jets	18	13	2	3	39	41
Elizabeth Grove	18	12	3	3	32	39
Adelaide City	18	8	2	8	1	26
Salisbury Inter	18	6	2	10	-20	20
Metro United	18	3	5	10	-18	14
Adelaide Atletico	18	4	2	12	-21	14
Gawler Eagles	18	3	5	10	-34	14
Modbury Vista	18	0	1	17	-85	1

### 2024 UNDER 13 GIRLS PURPLE SOUTH

CLUB	P	W	D	L	GD	PTS
Western Strikers	18	13	3	2	55	42
West Adelaide	18	12	2	4	38	38
Adelaide Hills Hawks	18	10	4	4	11	34
Cove FC	18	10	2	6	28	32
South Adelaide	18	10	2	6	-4	32
Southern Breakers	18	8	4	6	11	28
Aldinga Soccer Club	18	8	4	6	10	28
Sturt Lions	18	5	1	12	-31	16
Adelaide Jaguars	18	2	0	16	-48	6
Flinders United WFC	18	1	0	17	-70	3



## JUNIOR LEAGUE TABLES

## 2024 JPL Tables

## U12

## U12 JPL A

CLUB	P	W	D	L	GD	PTS
Cumberland United	10	9	1	0	30	28
Adelaide City	10	8	1	1	29	25
Adelaide Olympic	10	8	0	2	22	24
Modbury Jets	10	5	2	3	12	17
Adelaide Croatia Raiders	10	4	2	4	2	14
Adelaide Comets	10	3	2	5	-9	11
FK Beograd	10	3	2	5	-10	11
South Adelaide	10	3	1	6	-10	10
WT Birkalla	10	3	1	6	-13	10
Fulham United	10	1	1	8	-23	4
Sturt Lions	10	1	1	8	-30	4

## U12 JPL B

CLUB	P	W	D	L	GD	PTS
West Adelaide	10	8	1	1	19	25
MetroStars	10	7	2	1	32	23
Croydon FC	10	7	1	2	27	22
Para Hills Knights	10	6	1	3	18	19
Western Strikers	10	4	5	1	7	17
Adelaide Cobras	10	4	1	5	-9	13
Noarlunga United	10	3	2	5	-19	11
Port Adelaide	10	3	1	6	-7	10
Vipers FC	10	2	1	7	-18	7
Adelaide Hills Hawks	10	2	1	7	-33	7
Campbelltown City	10	1	0	9	-17	3

## U12 JPL C

CLUB	P	W	D	L	GD	PTS
Adelaide Blue Eagles	10	9	0	1	41	27
Salisbury United	10	8	1	1	39	25
Football SA State Squads	10	8	0	2	23	24
Playford City	10	7	1	2	26	22
Gawler Eagles	10	5	0	5	-1	15
Modbury Vista	10	4	2	4	-4	14
Seaford Rangers	10	3	2	5	-9	11
Mount Barker United	10	3	1	6	-16	10
Adelaide University	10	3	1	6	-24	10
Cove FC	10	1	0	9	-38	3
Adelaide Victory	10	0	0	10	-37	0

## U13

## U13 JPL A

CLUB	P	W	D	L	GD	PTS
Adelaide Comets	22	13	4	5	34	43
Adelaide City	22	13	3	6	29	42
Vipers FC	22	13	3	6	22	42
Playford City	22	13	2	7	19	41
Cumberland United	22	11	5	6	10	38
Campbelltown City	22	11	4	7	32	37
Adelaide Croatia Raiders	22	11	4	7	20	37
WT Birkalla	22	8	4	10	8	28
MetroStars	22	8	1	13	-9	25
Modbury Jets	22	7	3	12	-8	24
Adelaide Olympic	22	7	0	15	-38	21
Football SA State Squads	22	0	1	21	-119	1

## U13 JPL B

CLUB	P	W	D	L	GD	PTS
Eastern United	20	15	4	1	58	49
Western Strikers	20	15	3	2	39	48
Croydon FC	20	11	2	7	24	35
FK Beograd	20	9	3	8	8	30
South Adelaide	20	8	1	11	-15	25
Port Adelaide	20	7	4	9	-30	25
Adelaide Hills Hawks	19	7	3	9	-8	24
Sturt Lions	20	7	1	12	-17	22
Para Hills Knights	19	6	3	10	-17	21
Cove FC	20	6	1	13	-14	19
Seaford Rangers	20	5	1	14	-28	16

## U13 JPL C

CLUB	P	W	D	L	GD	PTS
Adelaide Cobras	21	18	0	3	87	54
Adelaide University	21	15	3	3	54	48
West Adelaide	21	14	3	4	49	45
Adelaide Blue Eagles	21	11	1	9	20	34
Modbury Vista	21	8	1	12	-36	25
Noarlunga United	21	7	2	12	-33	23
Salisbury United	21	4	2	15	-45	14
Gawler Eagles	21	1	0	20	-96	3

## U14

## U14 JPL A

CLUB	P	W	D	L	GD	PTS
Cumberland United	22	17	0	5	35	51
Football SA State Squads	22	16	0	6	49	48
Adelaide Comets	22	13	3	6	35	42
Adelaide Croatia Raiders	22	13	3	6	20	42
WT Birkalla	22	12	3	7	22	39
Campbelltown City	22	10	4	8	13	34
MetroStars	22	10	3	9	-2	33
Vipers FC	22	8	4	10	10	28
Adelaide City	22	7	1	14	-28	22
FK Beograd	22	7	0	15	-31	21
Mount Barker United	22	7	0	15	-57	21
South Adelaide	22	1	1	20	-66	4

## U14 JPL B

CLUB	P	W	D	L	GD	PTS
Adelaide Olympic	22	20	1	1	84	61
Playford City	22	20	0	2	85	60
Noarlunga United	22	14	1	7	30	43
Adelaide Cobras	22	14	1	7	25	43
Port Adelaide	22	12	3	7	10	39
West Adelaide	22	10	3	9	-1	33
Modbury Jets	22	7	3	12	-8	24
Western Strikers	22	6	3	13	-33	21
Football SA State Squads	22	6	1	15	-36	19
Gawler Eagles	22	5	4	13	-37	19
Modbury Vista	22	3	3	16	-58	12
Adelaide Blue Eagles	22	3	1	18	-61	10

## U14 JPL C

CLUB	P	W	D	L	GD	PTS
Para Hills Knights	16	13	2	1	50	41
Sturt Lions	16	12	2	2	54	38
Adelaide University	16	11	3	2	47	36
Croydon FC	16	11	2	3	46	35
Cove FC	16	8	0	8	8	24
Seaford Rangers	16	4	1	11	-22	13
Adelaide Hills Hawks	16	2	2	12	-55	8
Salisbury United	16	2	1	13	-51	7
Fulham United	16	2	1	13	-77	7



## U15

### U15 JPL A

CLUB	P	W	D	L	GD	PTS
Adelaide Croatia Raiders	22	17	2	3	45	53
Vipers FC	22	16	2	4	44	50
Campbelltown City	22	14	2	6	39	44
Adelaide City	22	13	4	5	21	43
Football SA State Squads	22	12	2	8	37	38
South Adelaide	22	11	5	6	14	38
MetroStars	22	8	7	7	4	31
Adelaide Comets	22	8	3	11	-11	27
Fulham United	22	6	3	13	-31	21
Modbury Vista	22	5	3	14	-48	18
Cumberland United	22	2	2	18	-47	8
Adelaide Olympic	22	1	3	18	-67	6

### U15 JPL B

CLUB	P	W	D	L	GD	PTS
Modbury Jets	18	16	2	0	41	50
Croydon FC	18	12	3	3	28	39
Sturt Lions	18	8	4	6	9	28
Para Hills Knights	18	8	3	7	-1	27
Noarlunga United	18	7	4	7	7	25
Playford City	18	5	5	8	-11	20
WT Birkalla	18	5	3	10	-12	18
West Adelaide	18	5	3	10	-25	18
FK Beograd	18	5	2	11	-18	17
Adelaide Hills Hawks	18	3	3	12	-18	12

### U15 JPL C

CLUB	P	W	D	L	GD	PTS
Salisbury United	18	18	0	0	81	54
Seaford Rangers	18	14	0	4	58	42
Eastern United	18	11	0	7	35	33
Adelaide Blue Eagles	18	10	0	8	19	30
Northern Demons	18	5	0	13	-44	15
Cove FC	18	2	1	15	-64	7
Adelaide University	18	2	1	15	-85	7

## U16

### U16 JPL A

CLUB	P	W	D	L	GD	PTS
Football SA State Squads	22	19	2	1	85	59
MetroStars	22	15	2	5	22	47
Campbelltown City	22	15	1	6	27	46
Adelaide Croatia Raiders	22	13	3	6	19	42
Adelaide Comets	22	12	3	7	33	39
Adelaide Olympic	22	12	2	8	12	38
South Adelaide	22	9	4	9	3	31
Modbury Jets	22	9	3	10	-9	30
West Adelaide	22	6	1	15	-37	19
Adelaide Cobras	22	3	4	15	-39	13
Cumberland United	22	4	1	17	-50	13
Para Hills Knights	22	1	2	19	-66	5

### U16 JPL B

CLUB	P	W	D	L	GD	PTS
Croydon FC	22	19	1	2	78	58
Sturt Lions	22	19	0	3	76	57
Fulham United	22	17	4	1	49	55
Western Strikers	22	12	4	6	27	40
Adelaide Hills Hawks	22	11	0	11	1	33
Adelaide Blue Eagles	22	9	2	11	4	29
Modbury Vista	22	9	2	11	-6	29
Noarlunga United	22	8	2	12	-26	26
Playford City	22	6	4	12	-16	22
Adelaide City	22	5	4	13	-25	19
Adelaide University	22	3	2	17	-78	11
Cove FC	22	1	1	20	-84	4

## U17

### U17 JPL A

CLUB	P	W	D	L	GD	PTS
MetroStars	18	15	2	1	57	47
Croydon FC	18	12	3	3	37	39
Campbelltown City	18	12	3	3	21	39
Adelaide Comets	18	8	2	8	-2	26
Adelaide Croatia Raiders	18	6	6	6	-7	24
Playford City	18	5	4	9	-21	19
Cumberland United	18	6	1	11	-29	19
WT Birkalla	18	5	2	11	-23	17
Cove FC	18	5	1	12	-15	16
Adelaide City	18	3	2	13	-18	11

### U17 JPL B

CLUB	P	W	D	L	GD	PTS
Sturt Lions	18	14	2	2	57	44
FK Beograd	18	14	1	3	37	43
Modbury Jets	18	10	4	4	12	34
Modbury Vista	18	9	4	5	18	31
Salisbury United	18	10	1	7	3	31
Fulham United	18	7	2	9	0	23
West Adelaide	18	7	0	11	-30	21
Para Hills Knights	18	4	3	11	-12	15
Adelaide University	18	3	5	10	-19	14
South Adelaide	18	1	0	17	-66	3
Adelaide Victory	0	0	0	0	0	0

### U17 JPL C

CLUB	P	W	D	L	GD	PTS
Adelaide Thunder	18	17	0	1	82	51
Adelaide Comets	18	11	1	6	26	34
Sturt Lions	18	10	2	6	20	32
Salisbury United	18	8	3	7	-8	27
Cove FC	18	5	1	12	-33	16
Adelaide Atletico	18	5	1	12	-35	16
Plympton FC	18	2	2	14	-52	8

## 2024 JSL Tables

## U12

### U12 JSL A

CLUB	P	W	D	L	GD	PTS
Cumberland United Gold	11	9	0	2	35	27
Adelaide Olympic	11	8	1	2	33	25
MetroStars Black	11	7	4	0	29	25
Cumberland United Green	11	8	1	2	14	25
WT Birkalla Blue	11	7	1	3	16	22
MetroStars Yellow	11	5	1	5	12	16
Adelaide Comets	11	5	1	5	7	16
MetroStars Red	11	4	1	6	-5	13
Adelaide City Black	11	3	1	7	-14	10
Barossa United	11	1	2	8	-46	5
Aldinga Soccer Club Black	11	1	1	9	-40	4
Para Hills Knights	11	0	2	9	-41	2

### U12 JSL B

CLUB	P	W	D	L	GD	PTS
WT Birkalla Black	11	9	2	0	27	29
Modbury Jets	11	8	1	2	26	25
Fulham United	11	8	0	3	22	24
Adelaide Atletico Black	11	7	1	3	12	22
South Adelaide	11	4	4	3	8	16
Vipers FC	11	5	1	5	-8	16
Campbelltown City Red	11	5	0	6	9	15
Noarlunga United	11	5	0	6	-3	15
Modbury Vista	11	3	0	8	-27	9
Uni SA	11	2	2	7	-10	8
Western Strikers	11	2	2	7	-21	8
WT Birkalla Yellow	11	1	1	9	-35	4

## U12 JSL C

CLUB	P	W	D	L	GD	PTS
Adelaide Croatia Raiders	11	10	0	1	29	30
Pontian Eagles White	11	9	0	2	33	27
Pontian Eagles Black	11	8	1	2	24	25
Croydon FC	11	8	0	3	24	24
Sturt Lions Orange	11	7	0	4	21	21
Adelaide Thunder	11	6	1	4	10	19
Salisbury Inter	11	5	0	6	-15	15
Adelaide City White	11	4	1	6	0	13
Adelaide Cobras	11	3	3	5	-1	12
Plympton FC Black	11	2	0	9	-29	6
Sturt Lions Blue	11	1	0	10	-24	3
Sturt Lions White	11	0	0	11	-72	0

## U12 JSL D

CLUB	P	W	D	L	GD	PTS
FK Beograd	11	10	0	1	30	30
Campbelltown City White	11	9	0	2	32	27
Port Adelaide	11	5	4	2	11	19
Cove FC Red	11	5	3	3	-6	18
West Adelaide	11	5	2	4	6	17
Gawler Eagles	11	5	0	6	4	15
Adelaide Atletico Pink	11	5	0	6	-10	15
Cove FC Blue	11	4	2	5	-8	14
Adelaide Khukuri	11	4	1	6	4	13
Seaford Rangers	11	3	1	7	-15	10
Plympton FC Red	11	2	1	8	-33	7
Aldinga Soccer Club Gold	11	2	0	9	-15	6

## U13

### U13 JSL A

CLUB	P	W	D	L	GD	PTS
Cumberland United	20	16	2	2	50	50
Adelaide City	20	13	4	3	40	43
Campbelltown City Red	20	11	5	4	28	38
MetroStars	20	11	2	7	19	35
Adelaide Comets	20	9	3	8	2	30
Uni SA	20	9	2	9	1	29
Modbury Jets Blue	20	8	3	9	0	27
Vipers FC	20	7	2	11	-24	23
Salisbury Inter Blue	20	5	3	12	-27	18
Adelaide Olympic	20	4	1	15	-50	13
Sturt Lions Orange	20	3	1	16	-39	10

### U13 JSL B

CLUB	P	W	D	L	GD	PTS
Elizabeth Grove Gold	20	19	1	0	107	58
Adelaide Croatia Raiders	21	15	3	3	60	48
Western Strikers	21	11	2	8	30	35
Eastern United Yellow	21	11	1	9	11	34
WT Birkalla	20	10	2	8	24	32
South Adelaide	21	7	1	13	-8	22
Sturt Lions Blue	21	5	0	16	-71	15
Para Hills Knights	21	0	0	21	-153	0

### U13 JSL C

CLUB	P	W	D	L	GD	PTS
Adelaide Khukuri	21	18	1	2	86	55
Northern Wolves	22	17	1	4	74	52
Barossa United Blue	22	17	1	4	55	52
Plympton FC	22	16	2	4	58	50
Mount Barker United	22	11	0	11	13	33
Adelaide Atletico Black	21	9	2	10	-10	29
Sturt Lions White	22	9	2	11	-22	29
Adelaide Blue Eagles	22	8	2	12	-11	26
Aldinga Soccer Club	22	8	1	13	-30	25
Campbelltown City White	22	7	3	12	-18	24
West Adelaide	22	3	0	19	-57	9
Cove FC	22	0	1	21	-138	1

### U13 JSL D

CLUB	P	W	D	L	GD	PTS
Salisbury Inter Black	18	14	1	3	64	43
Modbury Jets White	18	11	4	3	39	37
Adelaide Atletico Pink	18	10	2	6	17	32
Northern Demons	18	10	0	8	12	30
Adelaide Thunder	18	7	2	9	-6	23
Noarlunga United	18	6	1	11	-15	19
Barossa United Green	19	1	0	18	-108	3



## JUNIOR LEAGUE TABLES



## U14

## U14 JSL A

CLUB	P	W	D	L	GD	PTS
Adelaide Croatia Raiders	18	17	0	1	66	51
Cumberland United	18	16	0	2	64	48
Elizabeth Grove	18	10	2	6	5	32
MetroStars	18	9	3	6	21	30
Adelaide Comets	18	8	2	8	5	26
Vipers FC White	18	6	4	8	-5	22
WT Birkalla	18	5	3	10	-19	18
Adelaide City	18	4	3	11	-21	15
Campbelltown City	18	4	3	11	-26	15
Modbury Jets	18	1	0	17	-90	3

## U14 JSL B

CLUB	P	W	D	L	GD	PTS
Mount Barker United	18	17	1	0	87	52
Northern Wolves	18	13	3	2	52	42
Western Strikers	18	12	3	3	34	39
Para Hills Knights	18	7	2	9	-6	23
South Adelaide	18	6	5	7	-19	23
Adelaide Atletico	18	6	3	9	-5	21
Plympton FC	18	6	1	11	-16	19
Gawler Eagles	18	3	4	11	-37	13
Adelaide Cobras	18	3	3	12	-33	12
Sturt Lions	18	3	3	12	-57	12

## U14 JSL C

CLUB	P	W	D	L	GD	PTS
Adelaide Thunder	16	15	0	1	79	45
Barossa United	16	14	1	1	70	43
Cove FC	16	7	3	6	5	24
Southern Breakers	16	7	2	7	-3	23
Vipers FC Black	16	6	4	6	3	22
Noarlunga United	16	5	4	7	-14	19
Port Adelaide	16	4	3	9	-12	15
Modbury Vista	16	4	3	9	-17	15
Aldinga Soccer Club	16	0	0	16	-111	0

## U15

## U15 JSL A

CLUB	P	W	D	L	GD	PTS
Cumberland United	22	19	2	1	84	59
Vipers FC	22	16	3	3	39	51
West Beach FC	22	16	0	6	60	48
Adelaide Comets	22	15	2	5	42	47
Campbelltown City	22	13	2	7	31	41
Adelaide Croatia Raiders	22	10	5	7	25	35
Sturt Lions Orange	22	10	3	9	19	33
Para Hills Knights	22	8	1	13	-39	25
WT Birkalla	22	5	2	15	-48	17
Modbury Jets	22	4	3	15	-32	15
FK Beograd	22	3	1	18	-67	10
Plympton FC	22	1	0	21	-114	3

## U15 JSL B

CLUB	P	W	D	L	GD	PTS
Salisbury United	22	19	0	3	80	57
Adelaide Atletico	22	17	2	3	61	53
Salisbury Inter Black	22	14	3	5	49	45
Ghan Kilburn	22	14	1	7	36	43
Southern Breakers	22	14	0	8	23	42
Aldinga Soccer Club	22	10	2	10	6	32
Adelaide Blue Eagles	22	9	2	11	0	29
Sturt Lions Blue	22	7	2	13	-30	23
South Adelaide	22	7	1	14	-16	22
Modbury Vista	22	6	3	13	-30	21
West Adelaide	22	2	3	17	-86	9
Salisbury Inter Blue	22	2	3	17	-93	9

## U16

## U16 JSL A

CLUB	P	W	D	L	GD	PTS
Cumberland United	16	14	0	2	62	42
Campbelltown City	16	13	1	2	58	40
Sturt Lions Orange	16	11	2	3	36	35
MetroStars	16	8	3	5	19	27
Croydon FC	16	6	5	5	6	23
Modbury Jets	16	7	0	9	-3	21
Adelaide City	16	4	2	10	-20	14
Fulham United	16	2	1	13	-43	7
Gawler Eagles	16	0	0	16	-115	0

## U16 JSL B

CLUB	P	W	D	L	GD	PTS
Vipers FC	18	15	1	2	45	46
West Adelaide	18	14	1	3	31	43
Salisbury Inter Black	18	14	0	4	60	42
Sturt Lions Blue	18	5	1	12	-20	16
Adelaide Thunder	18	5	1	12	-24	16
Elizabeth Grove Green	18	4	1	13	-41	13
Mount Barker United	18	3	1	14	-51	10



## AUSTRALIA & FEDERATION CUP

ROUND 1	16/02/2024	Elizabeth Downs Soccer Club	6 v 3	Port Adelaide	Argana Park
	16/02/2024	Adelaide Blue Eagles	1 v 0	Playford City	Marden Sports Complex
	16/02/2024	Gawler Eagles	3 v 0	Noarlunga United	Karbeethan Reserve
	16/02/2024	Western Strikers	6 v 0	Pembroke	Carnegie Reserve
	16/02/2024	Salisbury United	7 v 0	Rostrevor	PSD Energy Park
	17/02/2024	Fulham United	15 v 0	International Soccer Club	West Beach Parks Football Centre
	17/02/2024	Adelaide Hills Hawks	0 v 4	Adelaide Cobras	Hawks Nest
	17/02/2024	Adelaide Pumas Soccer Club	0 v 2	Seaford Rangers	Thomas Turner Reserve
	17/02/2024	Cumberland United	14 v 0	Ingle Farm	AA Bailey Reserve
	17/02/2024	Mount Barker United	0 v 3	Cove FC	Summit Sport and Recreation Park
	17/02/2024	Adelaide Titans Football Club	0 v 3	Northern Demons	Athelstone Recreation Reserve
	17/02/2024	Modbury Vista	12 v 0	Naracoorte United Soccer Club	ServiceFM Stadium
	17/02/2024	Vipers FC	1 v 2	Sturt Lions	St Clair Oval
	17/02/2024	West Adelaide	3 v 1	Eastern United	Athelstone Recreation Reserve
	17/02/2024	Pontian Eagles	2 v 1	Adelaide University	Yalumba Drive Reserve
	18/02/2024	Para Hills East	3 v 2	WT Birkalla	Ladywood Reserve
	17/02/2024	Ghan United	1 v 4	Adelaide Victory	ServiceFM Stadium
ROUND 2	16/03/2024	Adelaide Croatia Raiders	2 v 2 AET 2 v 4 PENS	Adelaide Blue Eagles	Croatian Sports Centre
	16/03/2024	Adelaide City	2 v 1	South Adelaide	Adelaide City Park
	16/03/2024	Messinian Association Hawks	1 v 3	Adelaide Olympic	Kings Reserve
	16/03/2024	Elizabeth Grove	1 v 7	Croydon FC	Dauntsey Reserve
	14/03/2024	Seaford Rangers	0 v 4	Modbury Jets	Karingal Reserve
	16/03/2024	Cove FC	1 v 0	Pontian Eagles	Southern Soccer Facility
	15/03/2024	Elizabeth Downs Soccer Club	3 v 1	Gawler Eagles	Argana Park
	16/03/2024	Salisbury United	0 v 6	MetroStars	PSD Energy Park
	16/03/2024	Sturt Lions	2 v 2 AET 4 v 5 PENS	Fulham United	Karinya Reserve
	16/03/2024	Para Hills Knights	0 v 3	Northern Demons	Feel Good Physio Co Stadium - The Paddocks
	16/03/2024	Pitbulls Football Club	1 v 3	West Adelaide	Cockburn Green
	15/03/2024	Western Strikers	0 v 2	Campbelltown City	Carnegie Reserve
	16/03/2024	Adelaide Cobras	1 v 2	Adelaide Victory	Pro Paint and Panel - Weigall Oval
	17/03/2024	Para Hills East	1 v 3	FK Beograd	Ladywood Reserve
	16/03/2024	Cumberland United	4 v 0	Modbury Vista	AA Bailey Reserve
	15/03/2024	Tea Tree Gully	1 v 4	Adelaide Comets	Tilley Reserve
ROUND 3	13/04/2024	Northern Demons	3 v 0	Elizabeth Downs Soccer Club	Byrne Park
	13/04/2024	Adelaide City	0 v 2	Adelaide Olympic	Adelaide City Park
	13/04/2024	Campbelltown City	3 v 1	Adelaide Blue Eagles	Steve Woodcock Sports Centre
	13/04/2024	Cumberland United	3 v 1	Cove FC	AA Bailey Reserve
	13/04/2024	West Adelaide	1 v 3	Adelaide Comets	Athelstone Recreation Reserve
	13/04/2024	MetroStars	1 v 2	Croydon FC	T.K. Shutter Reserve
	13/04/2024	Modbury Jets	2 v 1	Adelaide Victory	Smith Partners Stadium
	13/04/2024	Fulham United	1 v 4	FK Beograd	West Beach Parks Football Centre
QUARTER FINALS					
	15/05/2024	Northern Demons	0 v 4	Adelaide Olympic	Apex Football Stadium
	7/05/2024	Campbelltown City	2 v 1	Cumberland United	Steve Woodcock Sports Centre
	14/05/2024	Adelaide Comets	3 v 0	FK Beograd	Jack Smith Park
	7/05/2024	Modbury Jets	4 v 0	Croydon FC	Smith Partners Stadium
SEMI FINALS					
	5/06/2024	Modbury Jets	1 v 0	Adelaide Olympic	ServiceFM Stadium
	12/06/2024	Campbelltown City	2 v 0	Adelaide Comets	ServiceFM Stadium
GRAND FINAL					
	6/07/2024	Modbury Jets	0 v 3	Campbelltown City	ServiceFM Stadium

### AUSTRALIA CUP

Winner Campbelltown City  
Runner Up MetroStars

### FEDERATION CUP RESERVES

Winner Adelaide Croatia Raiders  
Runner Up Croydon FC

### FEDERATION CUP U18

Winner Football SA  
Runner Up Croydon FC





2024  
Life Member  
Inductees



## HONOURS LIST

## FOOTBALL SA

## SA FOOTBALL HONOURS

Current Status 21 January 2025

AWARD	RECIPIENTS	DECEASED	ACTIVE
Hall of Fame	117	49	68
Life Members	114	64	50
Player Life Members	185	8	177
Meritorious Service	46	29	17
Total Awards*	462	-	-
ACTUAL Recipients	374	135	239

\*(Includes dual awards)

RECIPIENT	Hall of Fame	Life Member	Player Life Member	Meritorious Service
<b>A</b>				
Ainsley W.R.*	•	•		
Alagich DM (Dianne)	•	•	•	
Alagich R (Richie)	•	•	•	
Alagich R (Rudolf) OAM*	•	•	•	•
Alagich S.L (Len)*	•	•	•	
Alberton D (Dave)	•	•	•	
Allen A (Andrew)	•	•	•	
Allwright J (Joel)	•	•	•	
Aloisi R (Rocky)	•	•	•	
Amato J (Joseph)*	•	•	•	
Anastasiou T (Theo)	•	•	•	
Armour B (Bradley)	•	•	•	
Andijanto N (Nathan)	•	•	•	
Artone C (Corey)	•	•	•	
Ashworth W (William)*	•	•	•	
Atkins A (Alison)	•	•	•	
Augimeri E (Lia)	•	•	•	
Avory L (Les)	•	•	•	
<b>B</b>				
Badenoch S (Sid)*	•	•	•	
Bailetti M. CAV*	•	•	•	
Bailetti G (Guilio)*	•	•	•	
Ball M.J (Mike)	•	•	•	
Barbaro J (Joe)	•	•	•	
Barbiero F (Fabian)	•	•	•	
Barendregt J.M (Marcel)	•	•	•	
Barker S (Sarah)	•	•	•	
Barnett M (Mike)	•	•	•	
Barry W (Wendy)	•	•	•	
Batchelor A (Tony)	•	•	•	
Beattie A (Alex)	•	•	•	
Bianco N (Nick) AM	•	•	•	
Bice S (Scott)	•	•	•	
Billington J (Jim)	•	•	•	
Bilyk O (Oleh)	•	•	•	
Birch W (Billy)	•	•	•	
Black S (Sharon)	•	•	•	
Blackett N (Nicole)	•	•	•	
Blefari P (Paul)	•	•	•	
Bonaguro A*	•	•	•	
Bonthuis J (Jan)*	•	•	•	
Bootes W.O (Owen)*	•	•	•	
Bowman C (Charlie)	•	•	•	
Bralic J (Justin)	•	•	•	
Brazzale M (Mark)	•	•	•	
Brebner C.R (Charles)*	•	•	•	
Briscoe T (Thomas)	•	•	•	
Brodie S*	•	•	•	
Brooks M (Michael)	•	•	•	
Brown S.P (Shirley)	•	•	•	
Budin N (Nick)	•	•	•	
Bucco N (Nicholas)	•	•	•	
Bugeja C (Chad)	•	•	•	
Bush H.R (Bob)*	•	•	•	
<b>C</b>				
Campagnale G (Georgia)	•	•	•	
Campbell D. (Donald) AM	•	•	•	
Campbell-Smith C*	•	•	•	
Caputo G (Joe)*	•	•	•	
Canny M (Matthew)	•	•	•	
Carapetis D (Jim)	•	•	•	
Carter W.J (Wendy)	•	•	•	
Cartwright M (Michael)	•	•	•	
Caruso C (Charlie)	•	•	•	
Casling R (Reg)	•	•	•	
Catanzaro S (Simon)	•	•	•	
Caudo S (Chic)*	•	•	•	
Chappell S (Sarah)	•	•	•	
Christakos A (Archie)	•	•	•	
Christison F (Fran)	•	•	•	
Christopoulos J (John)	•	•	•	
Ciccarello S (Sam)	•	•	•	
Cichanowski A (Alex)*	•	•	•	
Cmielewski A. (Alek) OAM*	•	•	•	
Cockayne D (Donna)	•	•	•	
Coley H*	•	•	•	
Coley J (James)	•	•	•	
Connell J (Jim)*	•	•	•	
Connolly C (Cliff)*	•	•	•	
Connolly T (Tom)*	•	•	•	
Conway D. (Doug)*	•	•	•	
Costanzo A (Angelo)	•	•	•	
Cox D (Daniel)	•	•	•	
Cox R.J (Bob)*	•	•	•	
Cream M (Matthew)	•	•	•	
Crettenden D (Damien)	•	•	•	
Crisp A.T (Allan)*	•	•	•	
Croger J.A*	•	•	•	
Crook M.A (Martyn)*	•	•	•	
Cummins J (Jace)	•	•	•	
<b>D</b>				
D'Aloisio M (Michael)	•	•	•	
Danks H (Harry)*	•	•	•	
Darby M (Maria)	•	•	•	
DaSilva R (Ricardo)	•	•	•	
Davis J (Justin)	•	•	•	
Day N (Nathan)	•	•	•	
De Giovanniello S (Steven)	•	•	•	
De Ieso D (Donato)	•	•	•	
De Lucia G (Gino)	•	•	•	
Di Bartolo C (Charlie)*	•	•	•	
Di Bartolo D (Daniela)	•	•	•	
Di Bartolo F (Franca)	•	•	•	
Di Carlo O.C (Orazio)	•	•	•	
Di Fede A (Arthur)	•	•	•	
Di Mella D (Damien)	•	•	•	
Dittmar T (Tom)	•	•	•	
Docherty G (George)*	•	•	•	
Dodd M (Moya)	•	•	•	
Donk M (Mark)	•	•	•	
Draper F.S (Frank)*	•	•	•	
Draper R (Rochelle)	•	•	•	
Duke P (Peter)	•	•	•	
Dunbar M.M (Malcolm)*	•	•	•	
Du Rieu M (Maddie)	•	•	•	
<b>E</b>				
Economos A (Arthur)	•	•	•	
Elliott N (Nathan)	•	•	•	
Evans J (John)*	•	•	•	
<b>F</b>				
Farrugia T.J (Tony)	•	•	•	
Federwicz F (Frank)	•	•	•	
Flounders N.D (Neville)	•	•	•	
Foley J (Joe)	•	•	•	
Forde J.T (Tom)*	•	•	•	
Franco G (Joe)	•	•	•	
Fusco John (Jonathan)	•	•	•	
<b>G</b>				
Geiser F*	•	•	•	
Gentile B.V (Vic)	•	•	•	
Gibbons A (Ann)	•	•	•	
Giordano A*	•	•	•	
Giordano R (Rep)	•	•	•	
Godley D (Daniel)	•	•	•	
Gossland W.I.S (Iain)*	•	•	•	
Graham M (Mark)	•	•	•	
Graham N (Norm)	•	•	•	
Graham W (Billy)*	•	•	•	
Gray B (Bianca)	•	•	•	
Greenbank J.R (Jack)*	•	•	•	
Grelli S (Steven)	•	•	•	
<b>H</b>				
Haines J.A*	•	•	•	
Hall J. (Joan) MP	•	•	•	
Halliday M (Matthew)	•	•	•	
Hardy J*	•	•	•	
Harlow D (Denis) OAM	•	•	•	



[illegible]










**FOOTBALL  
SOUTH  
AUSTRALIA**

**THANK YOU  
FOR YOUR SUPPORT**





- 2024 -

**FOOTBALLSA.COM.AU**